HYVA®
We move your world

HZT LINE

SPECIALIZED CRANES FOR
TIMBER APPLICATIONS

HZT LINE

hyva.com

HYVA®
We move your world

Timber



Efficiency
Link on column increase the working area close the column and allow a consistent performance in all the boom positions.

Safety
Design to protect the user and the safety in the working area.

Smooth Operation
Move the crane much faster with pinpoint accuracy.

Further and Faster
With double rack and pinion slewing system floating in oil bath for an outstanding rotation.

High Reliability
Strong base and four point bridge to avoid stress on truck chassis.

HZT L0 NOT FOLDABLE
HZT Z0 FOLDABLE

Top Speed Performance
thanks to the specific design of the structural and hydraulic components.

High Flexibility
a wide range of models and accessories always offer the best solution in Timber application.

Linkage

The boom linkage joins the main cylinder to the boom. Its design raises the mechanical advantage of the articulation, to provide consistent force trough all working loads.

+ Constant lifting capacity

Linkage provides consistent lifting capacity in all the working conditions.

+ Precision

Easier crane operation due to the constant speed during the whole boom movement.

+ Close to column

Heavy and big loads can be handled close to the column.

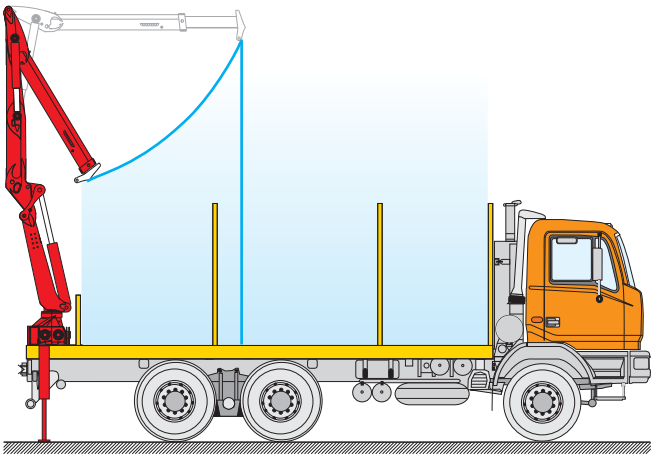

Wider working area



Double Slewing system

+ Strength

By doubling the number of racks and cylinders, the force of the slewing system is also doubled. The slewing has more strength for difficult situations.

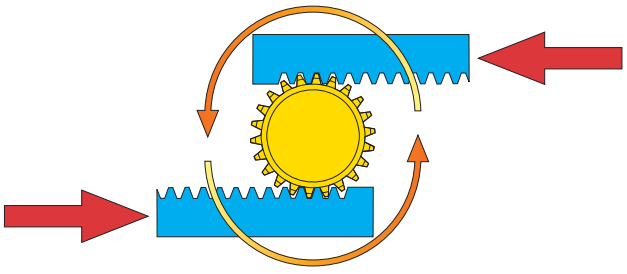

+ Reliable

The use of two racks spreads the force across twice as many teeth on the pinion. A more even distribution of stress results in longer component life.

+ Precise

The backlash in the slewing system is shared across the teeth of both racks. The result is reduced play at the load hook for more precise operation.



Controls

+ Speed

Double circuit allow top speed movements when multifunction's are operated simultaneously.

+ Comfort

Ergonomic design, seat heating, wide controls range available.

+ Safety

Safety belt and large and rigid ladder always included in the package.

Linear controls

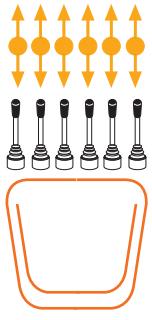

Joystick controls

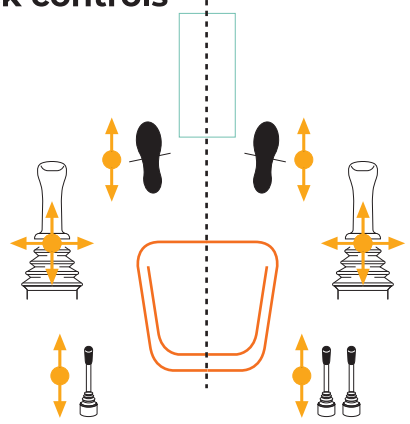

Multifunction Radio control

The multifunction radioremote control allows the operator to move the crane and always keep controlled the position of the load.

+ User Friendly

Operator move around freely and maintain the view of every movement while controlling the crane.

+ Ergonomic

Absence of vibrations, reduced exposure to exhaust gases and noises of the truck.

+ Safety

Radio control is protected against electromagnetic and radio interferences.

+ Reliability

Designed to withstand extreme temperatures and working conditions.

High-strength special steel

Using special high-strength and extra high-strength steel allow us to reduce weight and dimensions of our cranes, to improve performances, to increase the load capacity of the truck on which the crane is installed.

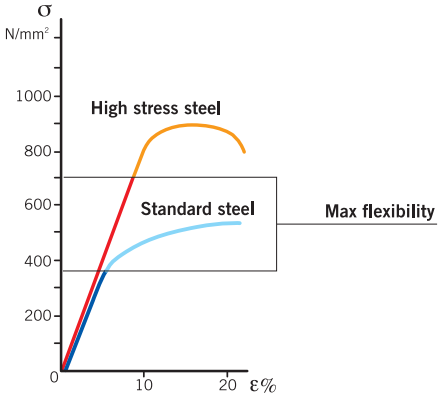

Heavy duty

+ Reliability

Designed to withstand extreme temperatures and working conditions.

+ Certain

Design according to the European standard EN12999.

+ Value retention

Simplified maintenance thanks to dedicated studies of all the components.

Cylinders rod protection

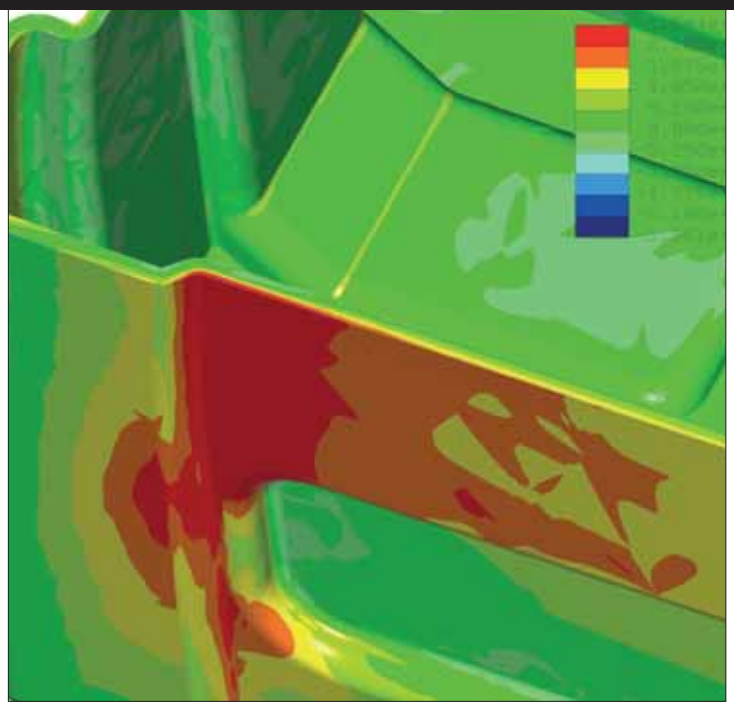

Fem

All the crane elements are verified with finite element analysis by dedicated software.
All the possible load combinations are considered to verify the stress on each single position of the crane.

+ Value retention

Long time resistance applying the material where needed.

+ Light

Structure optimized based on the result of the analysis.

High tech CAD design

Boom System

Boom system has been designed specifically for the extreme working conditions of the timber application and to achieve the longest outreach and highest extensions speeds.

+ Reach

HZT line models are offering top performance in terms of outreach.

+ Protection

Extensions cylinder protected by impact during the crane use due to a fully incorporation into the telescopic boom.

+ Speed

A well tested chains system allow one cylinder to move two extensions and double the extensions speed.

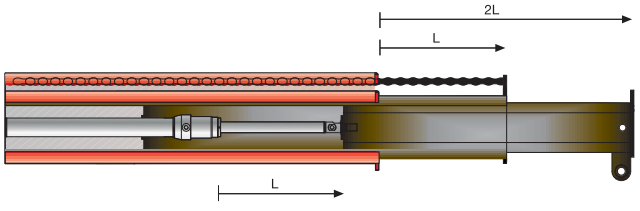

+ Easy maintenance

The boom design allow a easier and faster cylinder and chain maintenance.

HYVA®
We move your world

HZT L0

HZT080 L0

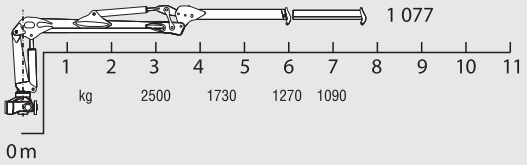

HZT100 L0

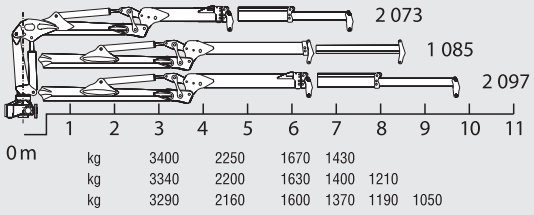

HZT120 L0

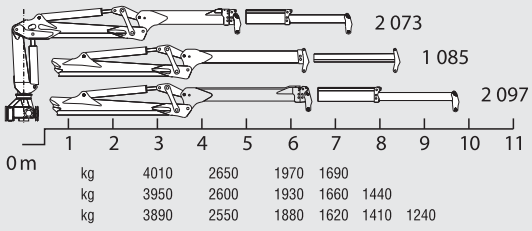

HZT140 L0

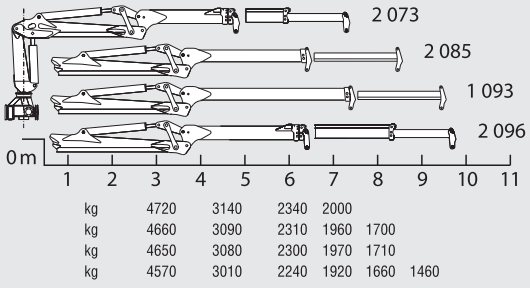

HZT160 L0

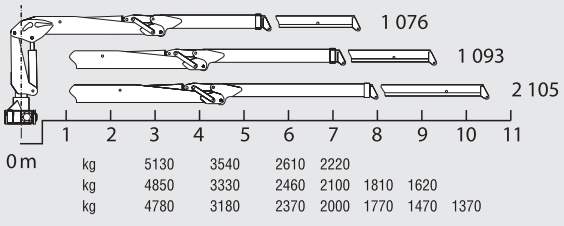

HZT250 L0

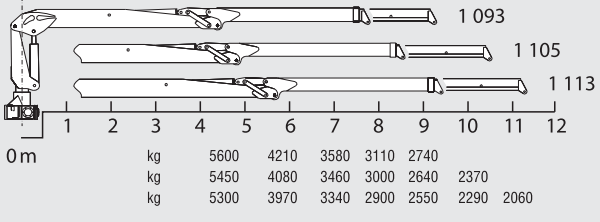

HZT L0

Standard Not Foldable crane for heavy duty timber applications

Standard

Double activations at the boom end
Top seat back column with joy-sticks and pedals
Top controls for all cranes movements
Single or double circuit power
Hydraulic outriggers
Stabilizers legs with hydraulic drop
Top seat ladder (only with top seat behind the column)
Protected hydraulic connections and cylinders
Four point bridge from 10 tm crane
Dead point opposite to stabilizer bar
CE SAFETY SYSTEM ACCORDING TO EN 12999

Models	lifting moment (kNm)	Slewing torque (kNm)	Slewing angle (°)	Slewing speed (rpm)	Working pressure (MPa)	Oil flow (l/min)	Crane weight kg
HZT080 L0							
1 077	79	18	430	5	230	70	1550
HZT100 L0							
2 073	102	22	435	5	220	80 2x70	1950
1 085	100	22	435	5	220	80 2x70	2000
2 097	96	22	435	5	220	80 2x70	2090
HZT120 L0							
2 073	122	25	435	5	240	80 2x70	2080
1 085	120	25	435	5	240	80 2x70	2150
2 097	116	25	435	5	240	80 2x70	2220
HZT140 L0							
2 073	142	30	435	5	240	90 2x80	2430
2 085	140	30	435	5	240	90 2x80	2460
1 093	139	30	435	5	240	90 2x80	2520
2 096	135	30	435	5	240	90 2x80	2600
HZT160 L0							
1 076	161	35	435	5	230	2x90	2580
1 093	151	35	435	5	230	2x90	2800
2 105	136	35	435	5	230	2x90	2860
HZT250 L0							
1 093	256	38	435	5	230	2x90	3120
1 105	244	38	435	5	230	2x90	3280
1 113	241	38	435	5	230	2x90	3370

HYVA®
We move your world

HZT Z0

HZT040 Z0

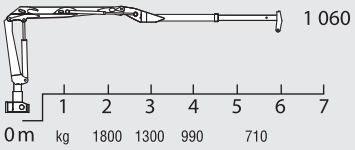

HZT080 Z0

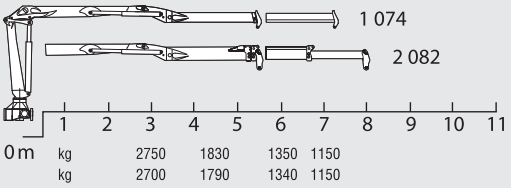

HZT110 Z0

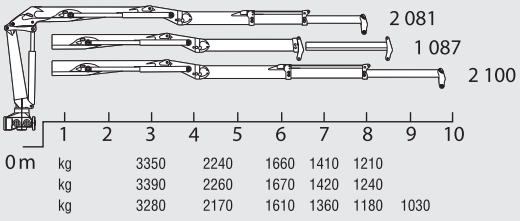

HZT130 Z0

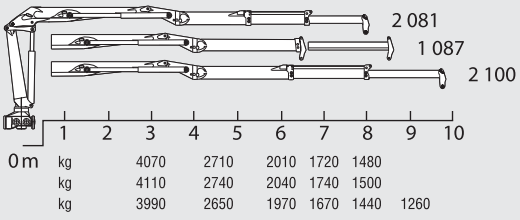

HZT150 Z0

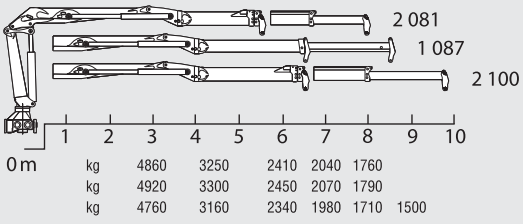

HZT180 Z0

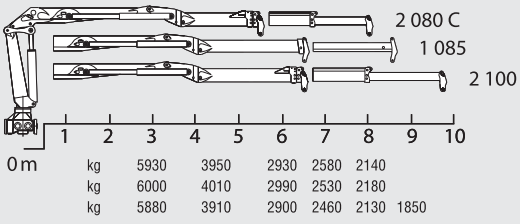

HZT210 Z0

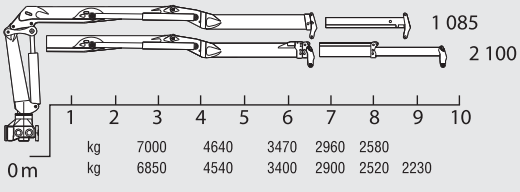

HZT270 Z0

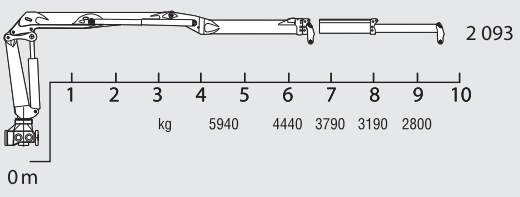

HZT Z0

Top Class Foldable Crane for heavy duty timber applications

Standard

Double activations at the boom end
Top seat back column with joy-sticks and pedals
Top controls for all cranes movements
Single or double circuit power
Hydraulic outriggers
Stabilizers legs with hydraulic drop
Top seat ladder (only with top seat behind the column)
Protected hydraulic connections and cylinders
Four point bridge from 10 tm crane
Dead point opposite to stabilizer bar
CE SAFETY SYSTEM ACCORDING TO EN 12999

Models	lifting moment (kNm)	Slewing torque (kNm)	Slewing angle (°)	Slewing speed (rpm)	Working pressure (MPa)	Oil flow (l/min)	Crane weight kg
HZT040 Z0							
1 060	39	11	400	6	210	30	950
HZT080 Z0							
1 074	83	18	425	6	245	70 2x60	1800
2 082	81	18	425	6	245	70 2x60	1940
HZT110 Z0							
2 081	101	28	435	6	240	70 2x60	2020
1 087	102	28	435	6	240	70 2x60	2040
2 100	99	28	435	6	240	70 2x60	2100
HZT130 Z0							
2 081	122	30	435	6	260	80 2x70	2310
1 087	124	30	435	6	260	80 2x70	2300
2 100	120	30	435	6	260	80 2x70	2370
HZT150 Z0							
2 081	146	33	435	6	260	90 2x80	2450
1 087	148	33	435	6	260	90 2x80	2540
2 100	143	33	435	6	260	90 2x80	2560
HZT180 Z0							
2 080C	178	35	435	6	250	90 2x80	2550
1 085	180	35	435	6	250	90 2x80	2540
2 100	175	35	435	6	250	90 2x80	2680
HZT210 Z0							
2 085	210	38	435	5	260	2x90	3030
2 100	206	38	435	5	260	2x90	3150
HZT270 Z0							
2 093	267	42	ENDLESS	5	230	2x100	3210

HYVA®
We move your world

Options and Accessories

Version

- CE Safety according to EN 12999
- NO CE Countries version

Control Configuration

- Top seat with joysticks and pedals
- Top seat with direct levers
- Top seat with servo hydraulic controls
- Stand up platform (single and double)
- Radio remote control
- Cabin (available in different configurations)
- Truck engine controls with Start/stop and Speed control

Top seat with servo hydraulic controls

Stabilizers

- Hydraulic or Manual extending Outriggers
- Stabilizer legs with hydraulic drop
- Manual or Hydraulic revolving stabilizers at 180°
- Automatic revolving stabilizers at 45°
- Extra Extension Outrigger available
- Pantographic Stabilizers
- Long stabilizer legs (+200mm)

Radio remote

Accessories

- Led Spot Lights
- High Pressure Filters
- Tie Rod Kit for crane fitting
- Heated seat
- Top seat with shelter
- Oil Tank
- Oil cooler for single / double circuit with by-pass valve, in mounting kit

Led Spot Lights

HYVA®
We move your world

HYVA®
We move your world

Tipping Solutions | Container Handling | Waste Handling | Cranes

110 countries
+3,500 employees
20,000 customers
37 subsidiaries
12 production facilities

Hyva is a leading provider of innovative and highly efficient transport solutions for commercial vehicles used in transport, construction, mining, materials handling and environmental service industries.

Founded in 1979 in the Netherlands, the company has a global presence with 37 fully owned subsidiaries, extraordinary service coverage and 12 manufacturing facilities in Brazil, China, Europe and India.

For more information on Hyva, please visit www.hyva.com

or follow us on:

Hyva Holding B.V.
Antonie van Leeuwenhoekweg 37
2408 AK Alphen aan den Rijn
The Netherlands
Telephone: +31 (0)172 - 42 35 55
Telefax: +31 (0)172 - 42 08 80
info@hyva.com
www.hyva.com

LLOYD'S REGISTER • LRQA
ISO 9001 • ISO 14001
Quality and environmental certified

DEALER STAMP

Data, descriptions, and illustrations pertain only and uniquely to models sold at the time of printing of this brochure. After the date of printing, this information is purely indicative and not binding upon HYVA. Future modifications are solely at the discretion of HYVA and are always in compliance with applicable and pertinent safety standards. To obtain updated data, descriptions and illustrations, contact the manufacturer or your reseller. Cranes manufactured and/or marketed by HYVA. HYVA is not responsible for the special applications depicted. Crane applications and accessories described herein are only examples. Some applications and equipment shown may not be approved for use in CE countries or other areas. It is the installer's responsibility to ensure that the crane is applied correctly, and that its application, installation, and accessories maintain safety and comply with all local laws.

M.K.T. 5800491 HZT LINE DATE OF PRINTING: 01/11/2019