

TITAN MOUNTING BRACKETS PER BRAND

Document: WE 2015-10_Titan mounting brackets per brand

By: Appl Eng WE
Rev: AA (2015-10-16)

PROPOSAL VERSION



TITAN MOUNTING BRACKETS PER BRAND

Contents

Brackets per truck brand

- 01 DAF
- 02 IVECO
- 03 MAN
- 04 VOLVO (=RENAULT)
- 05 MERCEDES
- 07 SCANIA

General brackets and accessories

- 08 GENERAL BRACKETS & ACCESSORIES

Hyva items codes

AEM = Titan part Mounting (=M)

01 = brand type

001 = sequence number

TITAN MOUNTING BRACKETS

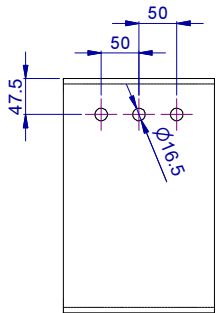
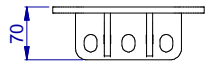
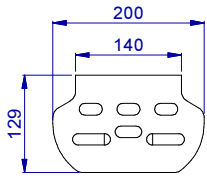
DAF

01 DAF Mounting brackets

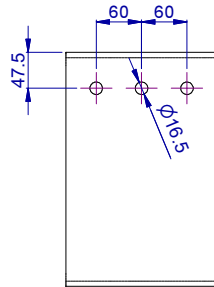
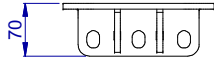
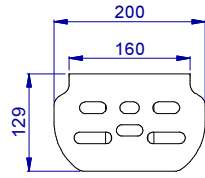
AEM01.....

DAF-Titan Mnt Brackets (AEM01xxx)

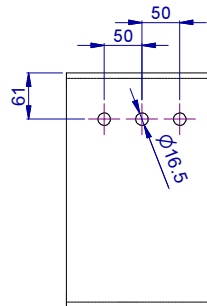
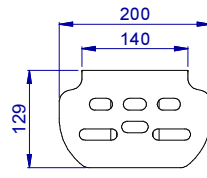
AEM01006
DAF "std"



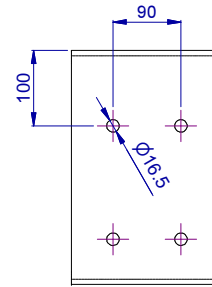
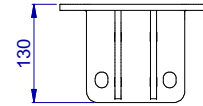
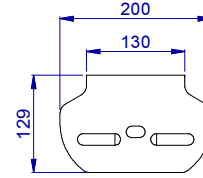
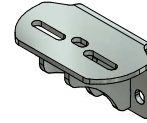
AEM01007
At front



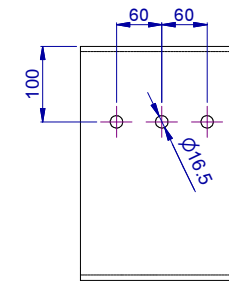
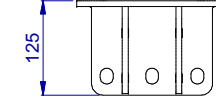
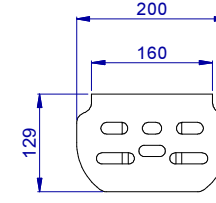
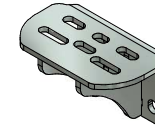
AEM01008
Around Tandem



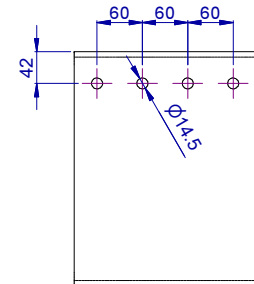
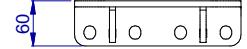
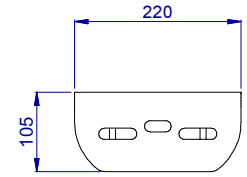
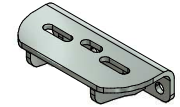
AEM01010
At DAF crossbeam



AEM01012
At DAF "K-beam"



AEM01014
Above cast cab. support
(short cab) M14 !

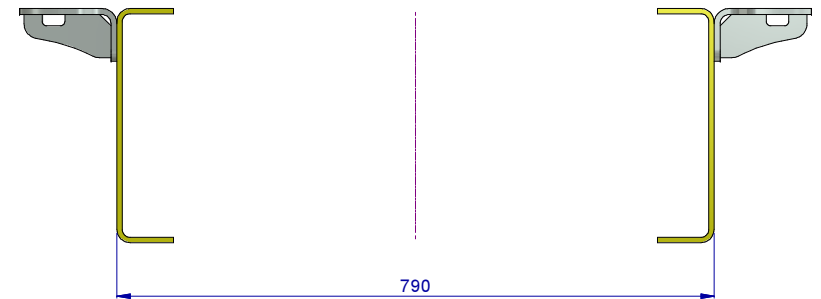
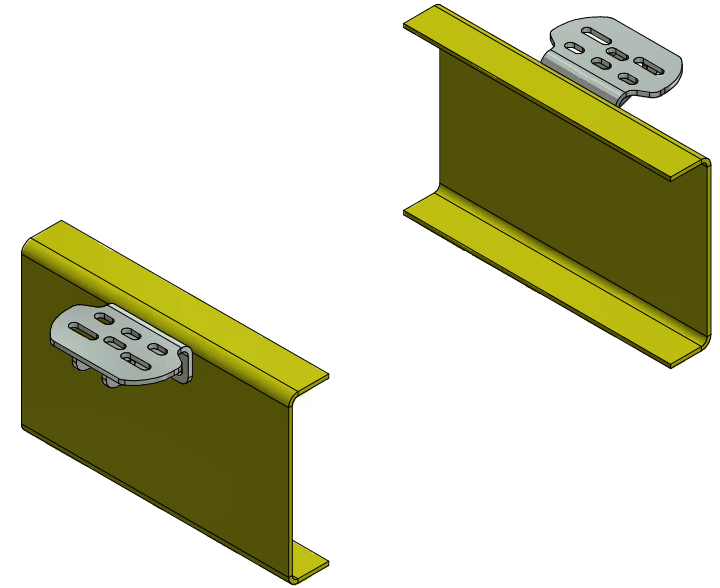
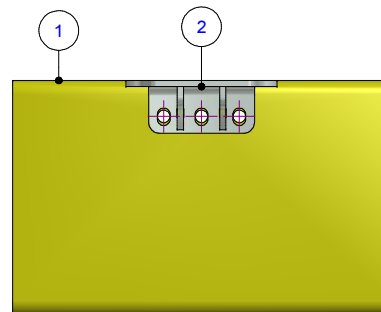
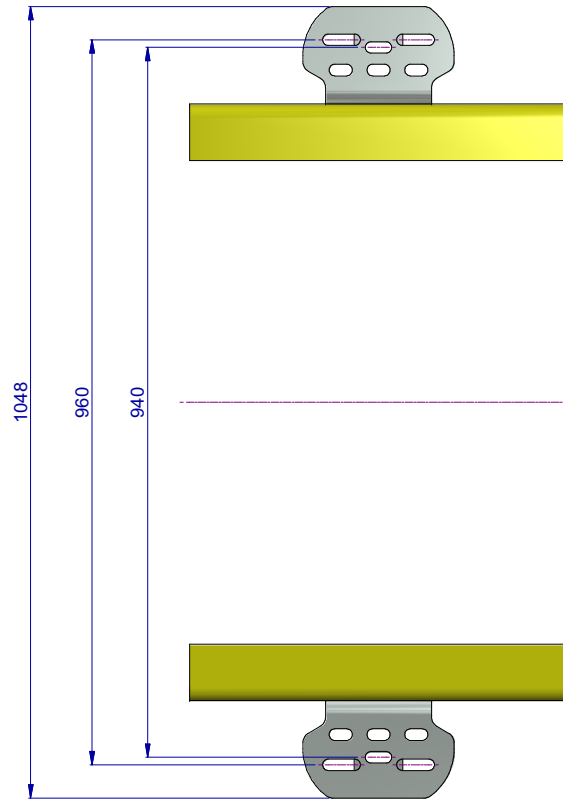
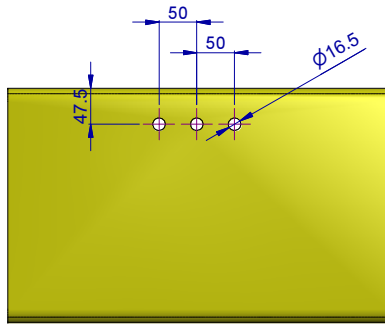


* Use DAF chassismember 310 mm + innerliner for hooklift
* The bracket fits on drawn holepattern displayed below bracket

B	29-09-2015	H.W.	Change drawing Lay out
REV	DATE	BY	COMMENTS

NORMS/SYMBOLS ACCORDING TO ISO UNLESS OTHERWISE STATED		COPYRIGHT © 2014	
TOLERANCES: ISO 2768-cL, ± 0.1 FOR DIMENSIONS < 0.6		This document is the property of Hyva (Holding B.V.). The contents of this document are confidential and proprietary to Hyva (Holding B.V.). Neither this document nor its contents shall be disclosed to any unauthorized person, copied or published for any purpose, commercial or otherwise, without Hyva (Holding B.V.) prior written consent.	
WELDING: ISO 2553	SHAPE & PLACE TOLERANCES: ISO 1101		
ROUGHNESS: ISO 1302	REMOVE SHARP EDGES.		
THREADED AND SPECIFIC TOLERANCED DIMENSIONS ARE CRITICAL TO FUNCTION.			
		ENGINEER :	
		DRAFTSMAN : H.W.	
		DATE : 30-09-2015	MASS :
		MATERIAL :	
		DESCRIPTION: DAF-TITAN MOUNTING BRACKETS	
PROJECTION	UNITS: mm	PART NO. : AEM01XXX	NUMBER SHEET 1 / 2 REV.
	STATUS	PRODUCT :	74201000 B
	Work In Progress	GROUP :	

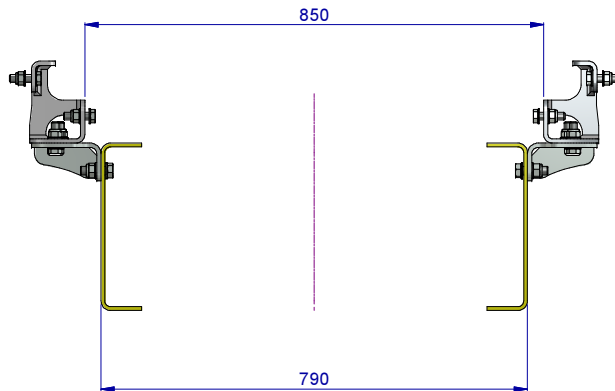
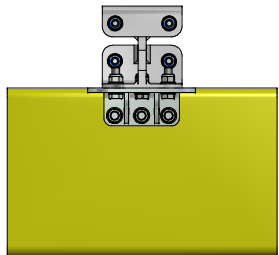
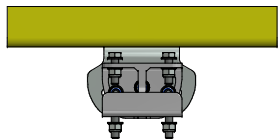
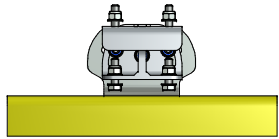
FOR HOLEPATTERN



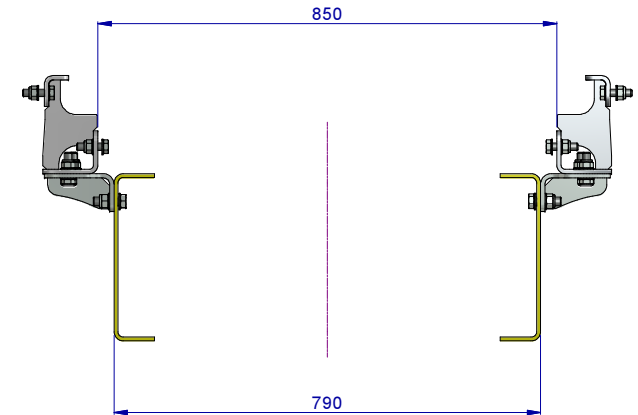
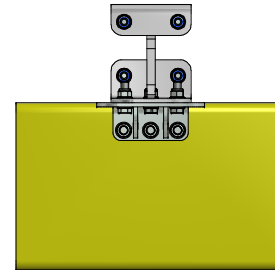
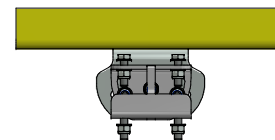
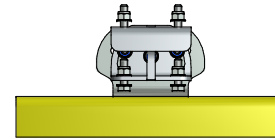
2	1	AEM01006-01-DAF Br CW790-Both Sides
1	1	AEM01006-04-TruckChassis
PO	QT	PART NUMBER

		ENGINEER :	
		DRAFTSMAN : H.W.	
		DATE : 15-09-2015	MASS :
		MATERIAL :	
		DESCRIPTION: DAF TITAN MNT CW790-H45-51-L50	
PROJECTION	UNITS: mm	PART NO. : AEM01006	NUMBER SHEET 2 / 3 REV.
	STATUS	PRODUCT :	74201006-2 A
	Work In Progress	GROUP :	

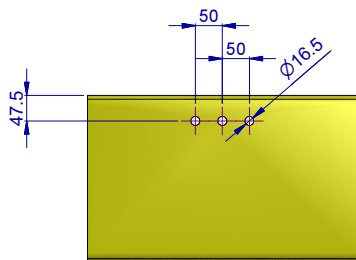
160 MM SMILEY'S MOUNTED



190 MM SMILEY'S MOUNTED

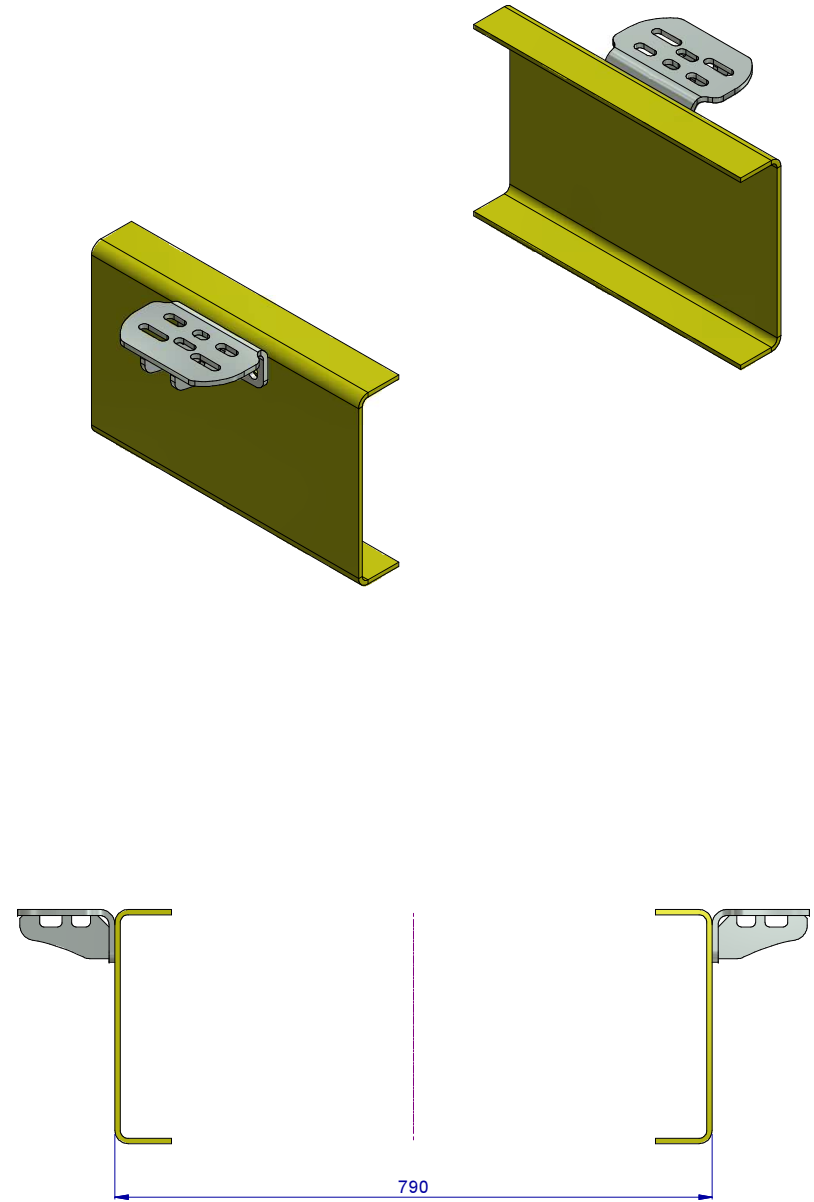
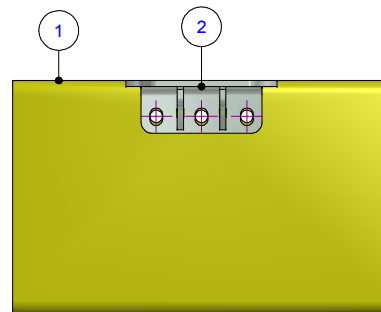
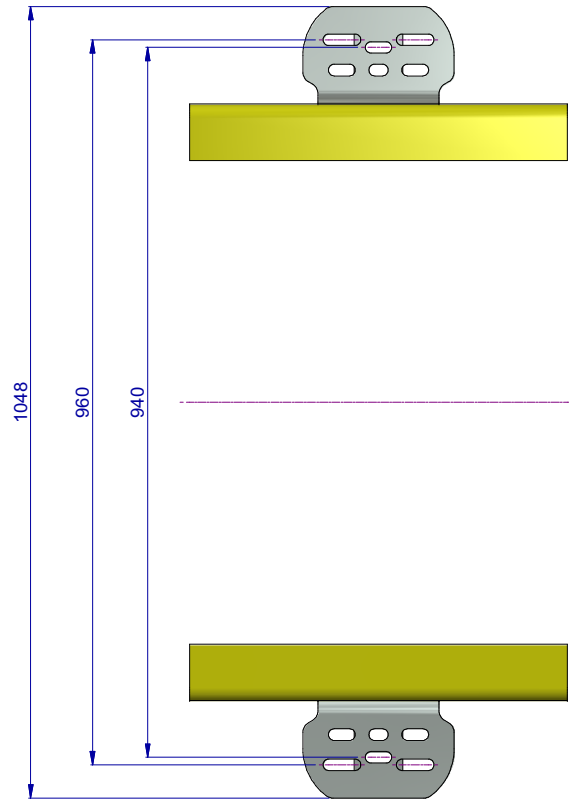
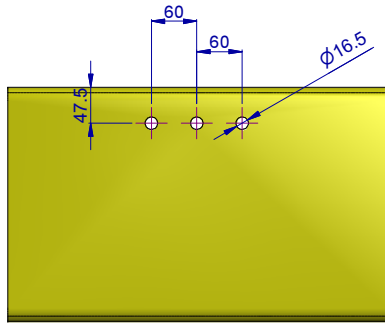


FOR HOLEPATTERN



		ENGINEER :	
		DRAFTSMAN : H.W.	
		DATE : 15-09-2015	MASS :
		MATERIAL :	
		DESCRIPTION: DAF TITAN MNT CW790-H45-51-L50	
PROJECTION	UNITS: mm	PART NO. : AEM01006	NUMBER SHEET 3 / 3 REV.
	STATUS	PRODUCT :	74201006-3 A
	Work In Progress	GROUP :	

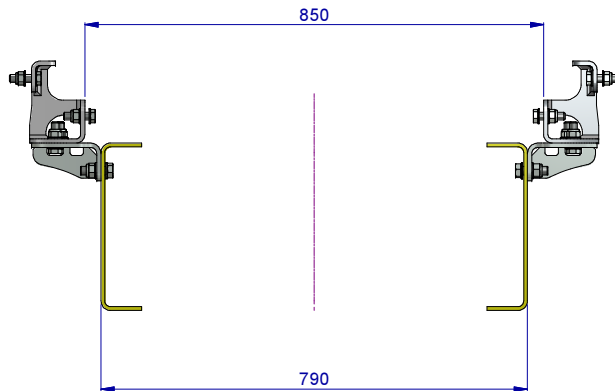
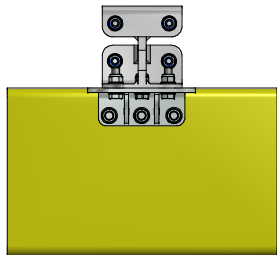
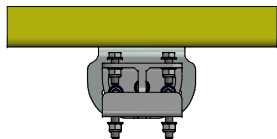
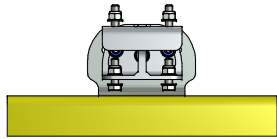
FOR HOLEPATTERN



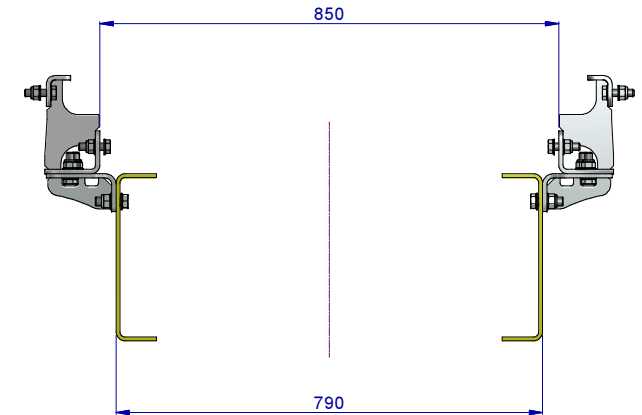
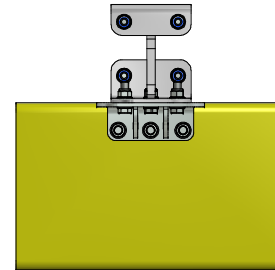
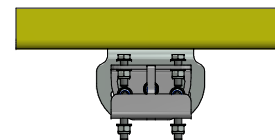
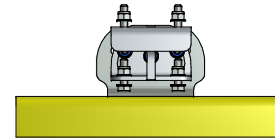
2	1	AEM01007-01-DAF Br CW790-Both Sides
1	1	AEM01007-04-TruckChassis
PO	QT	PART NUMBER

	ENGINEER :	
	DRAFTSMAN : H.W.	
	DATE : 15-09-2015	MASS :
	MATERIAL :	
DESCRIPTION: DAF TITAN MNT CW790-H45-51-L60		
PROJECTION	UNITS: mm	PART NO. : AEM01007
	STATUS	PRODUCT :
	Work In Progress	GROUP :
	NUMBER	SHEET 2 / 3
	74201007-2	REV. A

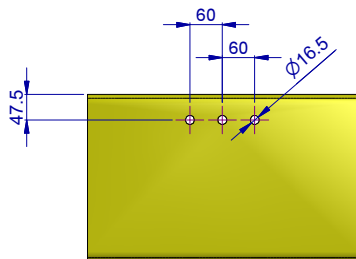
160 MM SMILEY'S MOUNTED



190 MM SMILEY'S MOUNTED


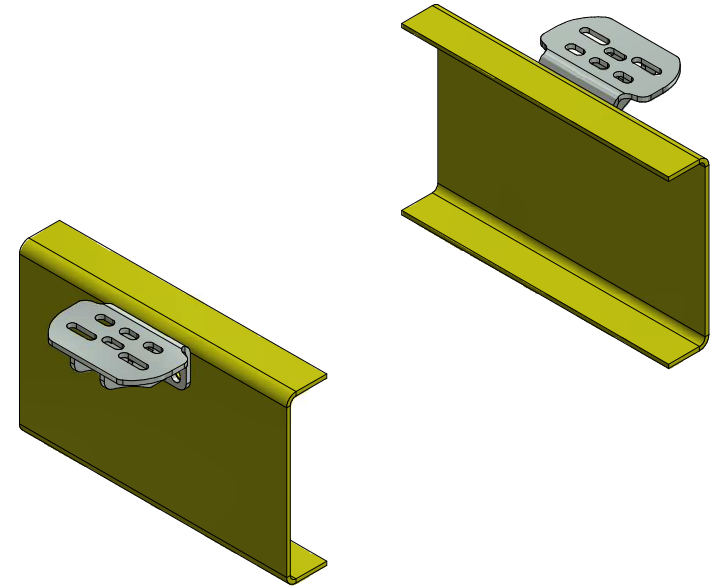
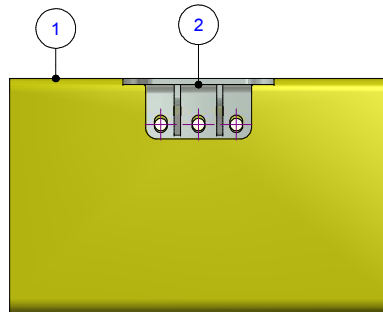
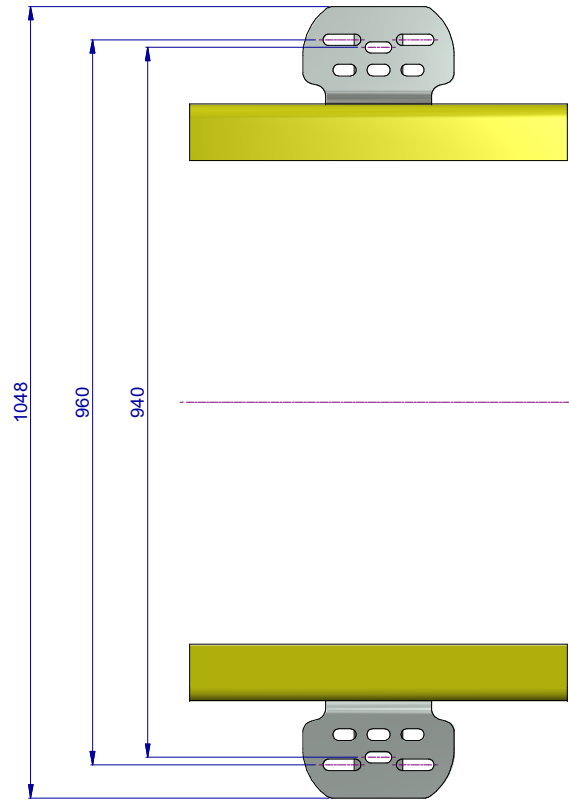
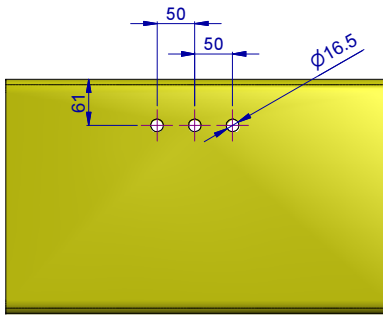


FOR HOLEPATTERN



		ENGINEER :	
		DRAFTSMAN : H.W.	
		DATE : 15-09-2015	MASS :
		MATERIAL :	
		DESCRIPTION: DAF TITAN MNT CW790-H45-51-L60	
PROJECTION	UNITS: mm	PART NO. : AEM01007	NUMBER SHEET 3 / 3
	STATUS	PRODUCT :	REV.
	Work In Progress	GROUP :	74201007-3 A

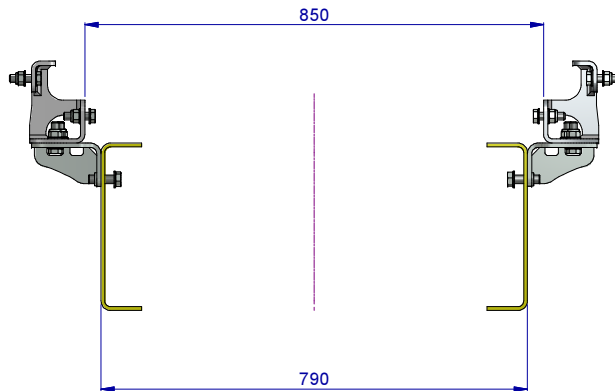
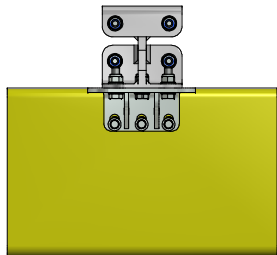
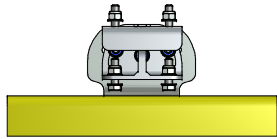
FOR HOLEPATTERN



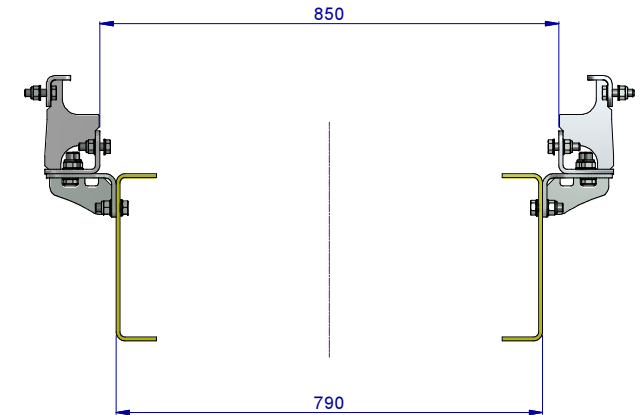
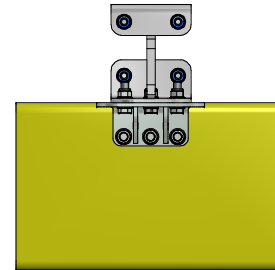
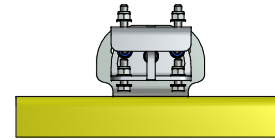
2	1	AEM01008-01-DAF Br CW790-Both Sides
1	1	AEM01008-04-TruckChassis
PO	QT	PART NUMBER

		ENGINEER :	
		DRAFTSMAN : H.W.	
		DATE : 15-09-2015	MASS :
		MATERIAL :	
		DESCRIPTION: DAF TITAN MNT CW790-H57-63-L50	
PROJECTION	UNITS: mm	PART NO. : AEM01008	NUMBER SHEET 2 / 3
	STATUS	PRODUCT :	REV.
	Work In Progress	GROUP :	74201008-2 A

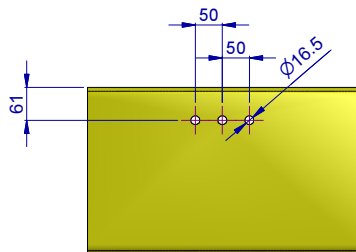
160 MM SMILEY'S MOUNTED



190 MM SMILEY'S MOUNTED


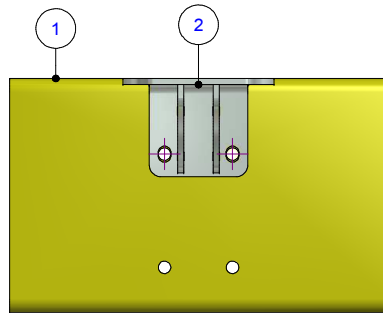
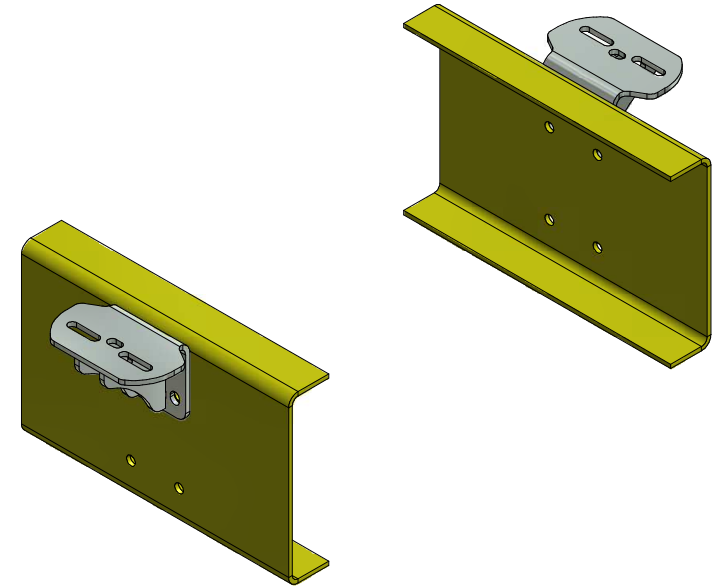
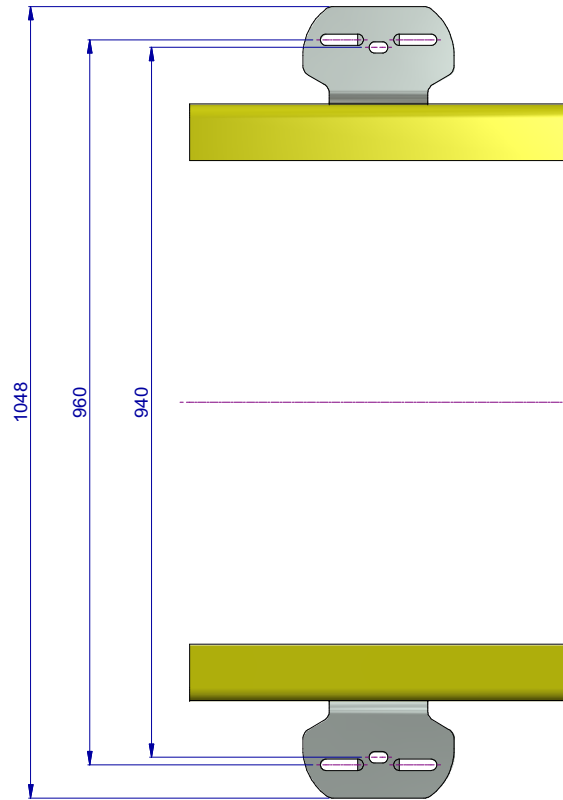
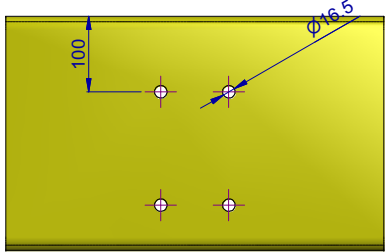


FOR HOLEPATTERN



		ENGINEER :	
		DRAFTSMAN : H.W.	
		DATE : 15-09-2015	MASS :
		MATERIAL :	
		DESCRIPTION: DAF TITAN MNT CW790-H57-63-L50	
PROJECTION	UNITS: mm	PART NO. : AEM01008	NUMBER SHEET 3 / 3
	STATUS	PRODUCT :	REV.
	Work In Progress	GROUP :	74201008-3 A

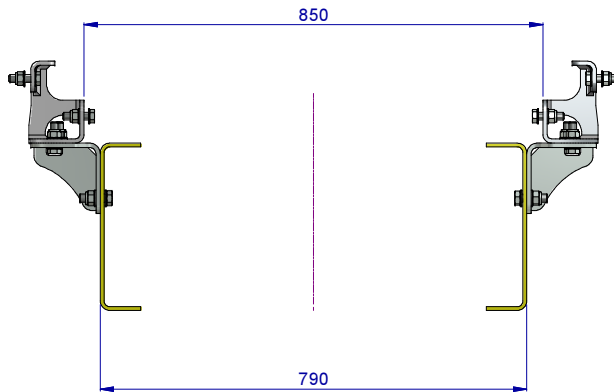
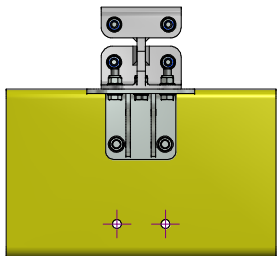
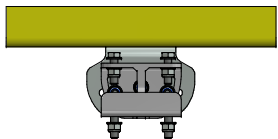
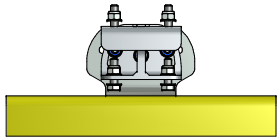
FOR HOLEPATTERN



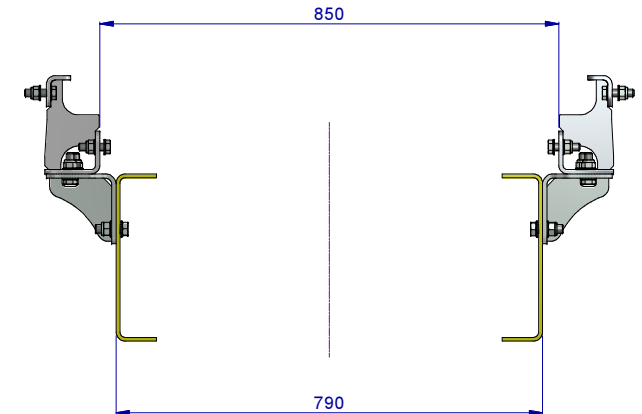
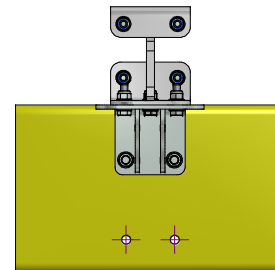
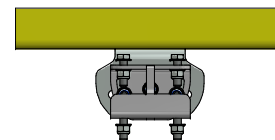
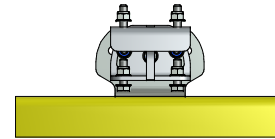
2	1	AEM01010-01-DAF Br CW790-Both Sides
1	1	AEM01010-04-TruckChassis
PO	QT	PART NUMBER

	ENGINEER :	
	DRAFTSMAN : H.W.	
	DATE : 15-09-2015	MASS :
	MATERIAL :	
DESCRIPTION: DAF TITAN MNT CW790-H100-L90		
PROJECTION	UNITS: mm	PART NO. : AEM01010
	STATUS	PRODUCT :
	Work In Progress	GROUP :
	NUMBER	SHEET 2 / 3
	74201010-2	REV. A

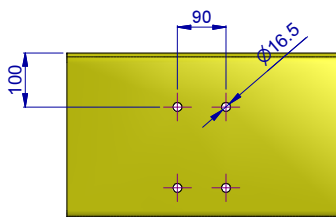
160 MM SMILEY'S MOUNTED



190 MM SMILEY'S MOUNTED


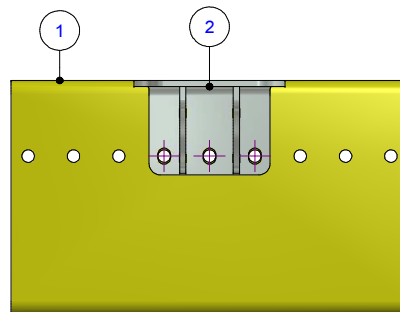
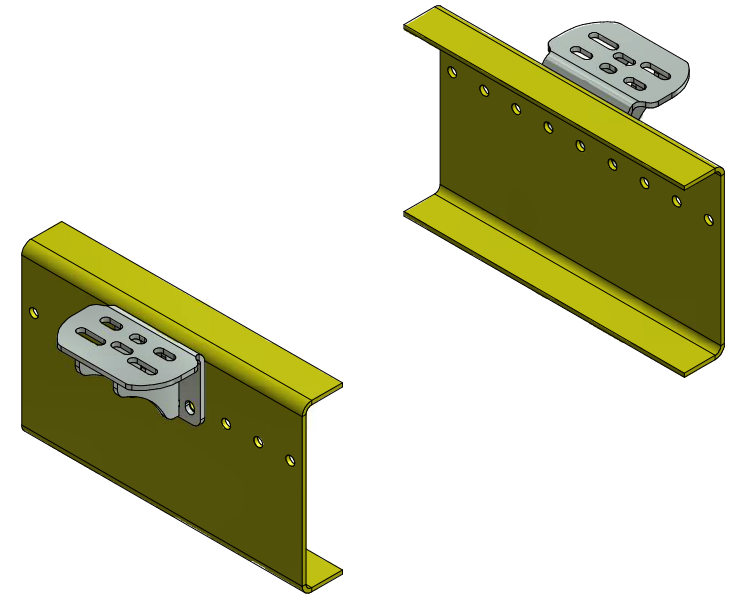
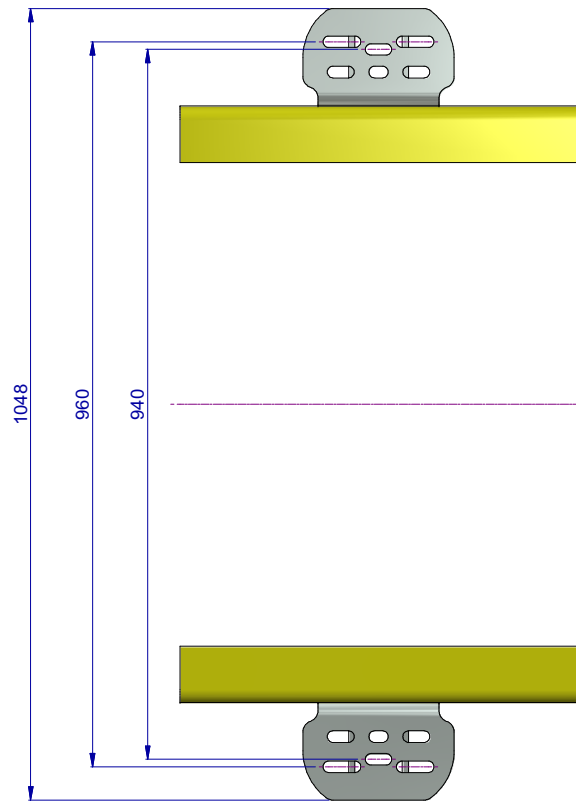
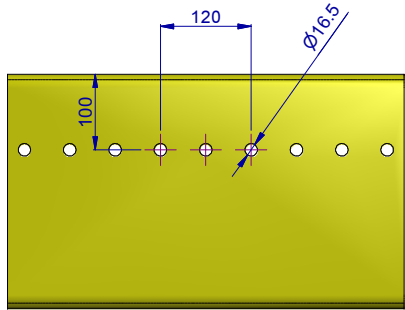


FOR HOLEPATTERN



		ENGINEER :	
		DRAFTSMAN : H.W.	
		DATE : 15-09-2015	MASS :
		MATERIAL :	
		DESCRIPTION: DAF TITAN MNT CW790-H100-L90	
PROJECTION	UNITS: mm	PART NO. : AEM01010	NUMBER SHEET 3 / 3
	STATUS Work In Progress	PRODUCT: GROUP :	REV. 74201010-3 A

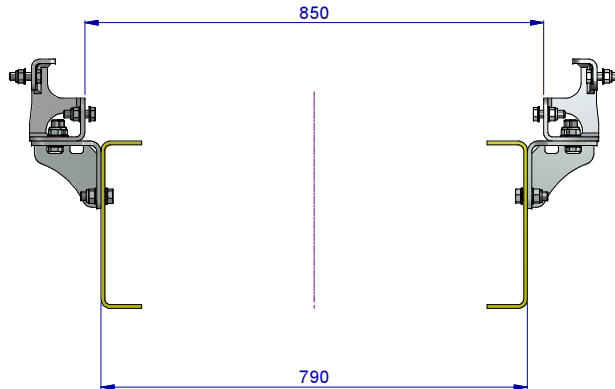
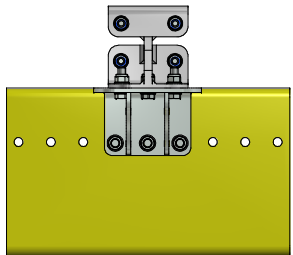
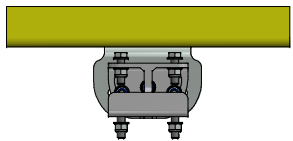
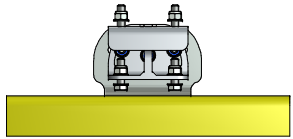
FOR HOLEPATTERN



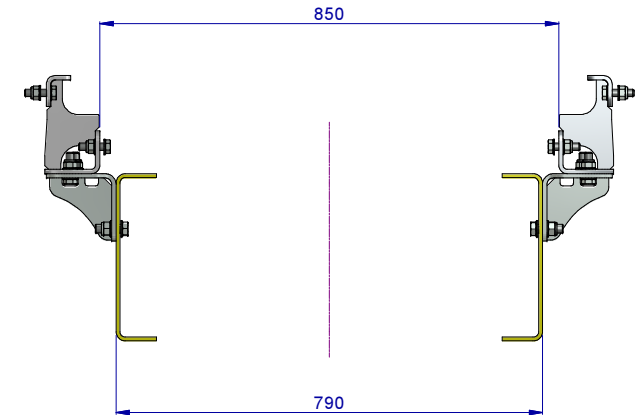
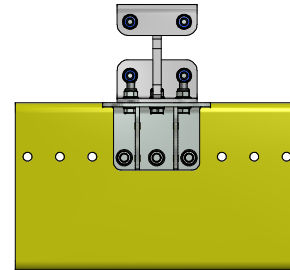
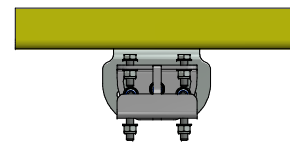
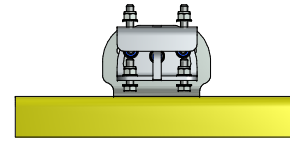
2	1	AEM01012-01-DAF Br CW790-Both Sides
1	1	AEM01012-04-TruckChassis
PO	QT	PART NUMBER

		ENGINEER :	
		DRAFTSMAN : H.W.	
		DATE : 15-09-2015	MASS :
		MATERIAL :	
		DESCRIPTION: DAF TITAN MNT CW790-H100-L60	
PROJECTION	UNITS: mm	PART NO. : AEM01008	NUMBER SHEET 2 / 3
	STATUS	PRODUCT :	REV.
	Work In Progress	GROUP :	74201012-2 A

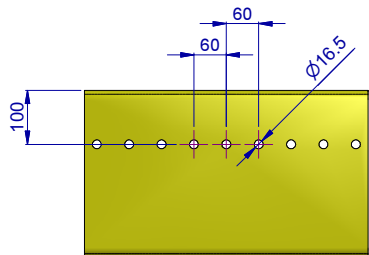
160 MM SMILEY'S MOUNTED



190 MM SMILEY'S MOUNTED

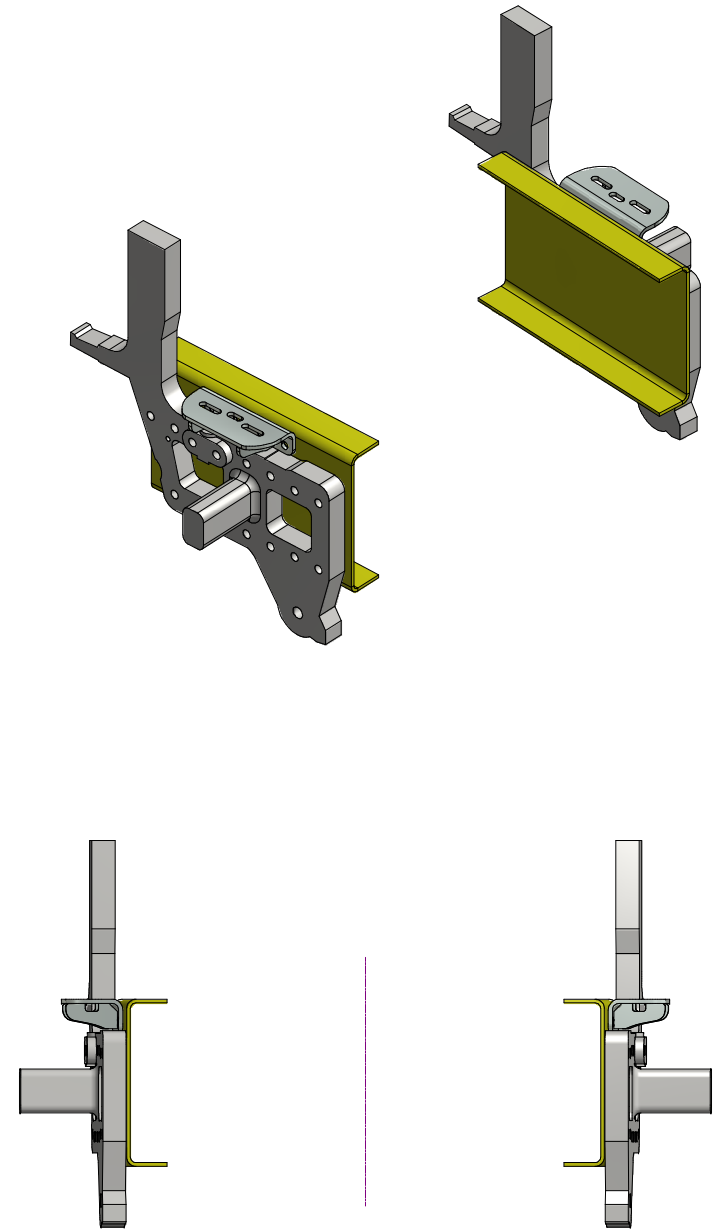
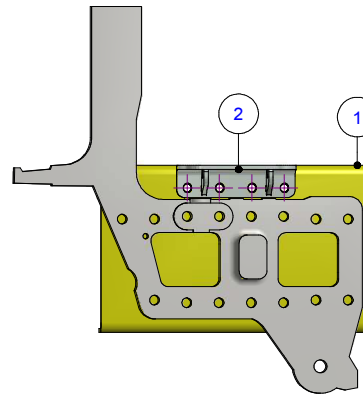
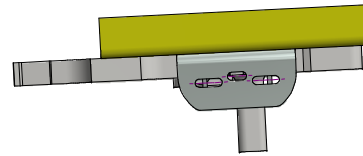
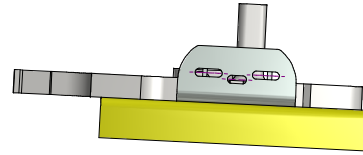
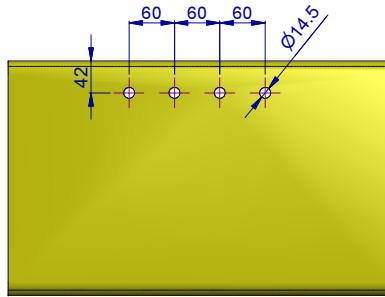


FOR HOLEPATTERN



		ENGINEER :	
		DRAFTSMAN : H.W.	
		DATE : 15-09-2015	MASS :
		MATERIAL :	
		DESCRIPTION: DAF TITAN MNT CW790-H100-L60	
PROJECTION	UNITS: mm	PART NO. : AEM01008	NUMBER SHEET 3 / 3 REV.
	STATUS	PRODUCT :	74201012-3 A
	Work In Progress	GROUP :	

FOR HOLEPATTERN

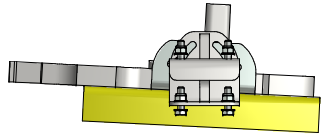


2	1	AEM01014-01-DAF Br Both Sides
1	2	AEM01014-00-ChassisPart
PO	QT	PART NUMBER

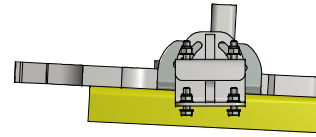
	ENGINEER :	
	DRAFTSMAN : H.W.	
	DATE : 15-09-2015	MASS :
	MATERIAL :	
DESCRIPTION: DAF TITAN MNT H42-L60 M14		
PROJECTION	UNITS: mm	PART NO. : AEM01014
	STATUS	NUMBER SHEET 2 / 3
	Work In Progress	74201014-2
PRODUCT:	GROUP :	REV. A

PARTNR **AEM01014 (DAF)** H42-L60-M14 ABOVE FRONT CAST PART (SHORT CAB)

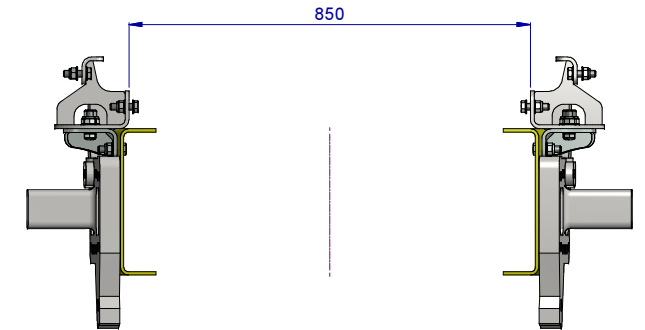
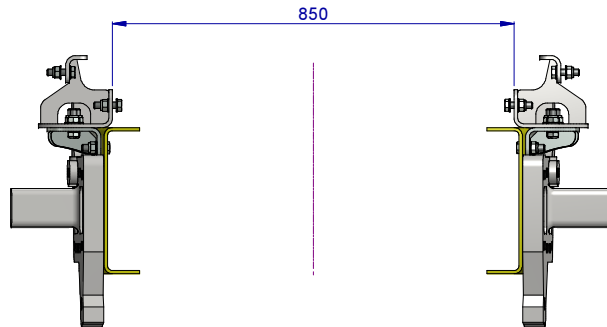
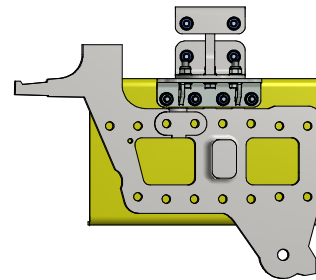
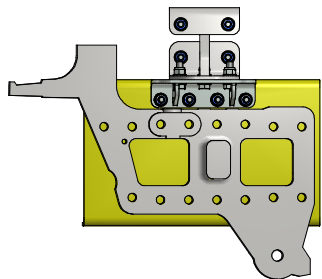
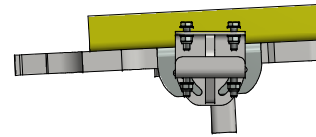
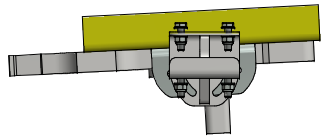
(TITAN FRONTBRACKETS NOT MOUNTABLE: NO DRILLINGS SPACE)



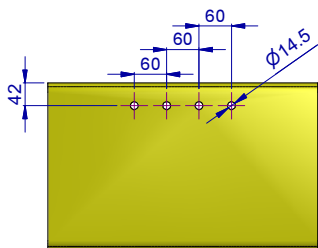
160 MM SPECIAL LONG SMILEY'S MOUNTED
AEM08025



190 MM SPECIAL LONG SMILEY'S MOUNTED
AEM08026



FOR HOLEPATTERN



		ENGINEER :	
		DRAFTSMAN : H.W.	
		DATE : 15-09-2015	MASS :
		MATERIAL :	
		DESCRIPTION: DAF TITAN MNT H42-L60 M14	
PROJECTION	UNITS: mm	PART NO. : AEM01014	NUMBER SHEET 3 / 3 REV.
	STATUS Work In Progress	PRODUCT: GROUP :	74201014-3 A

TITAN MOUNTING BRACKETS

IVECO

02 IVECO Mounting brackets

AEM02.....

TITAN MOUNTING BRACKETS

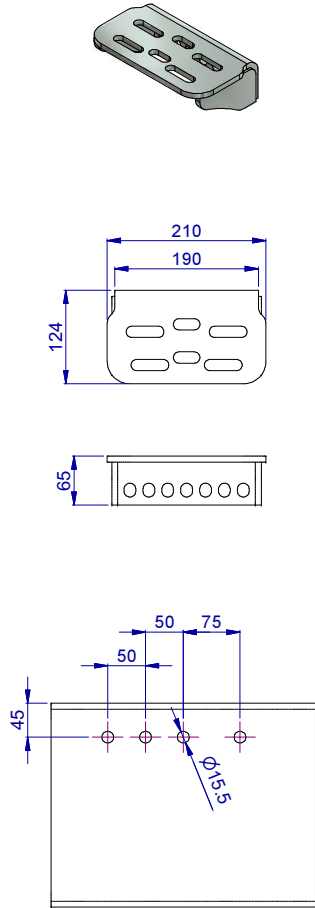
MAN

03 MAN Mounting brackets

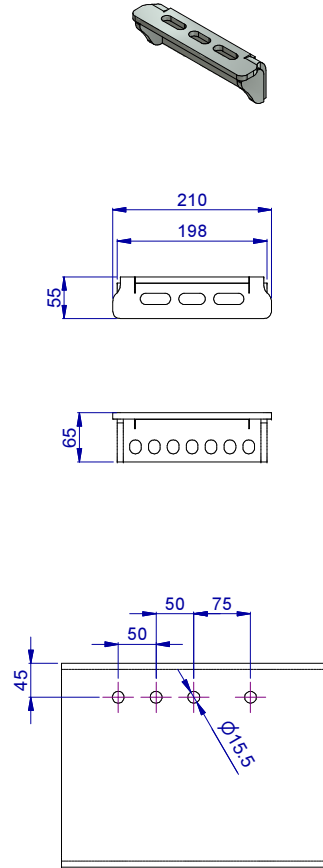
AEM03.....

MAN-Titan Mnt Brackets (AEM03xxx)

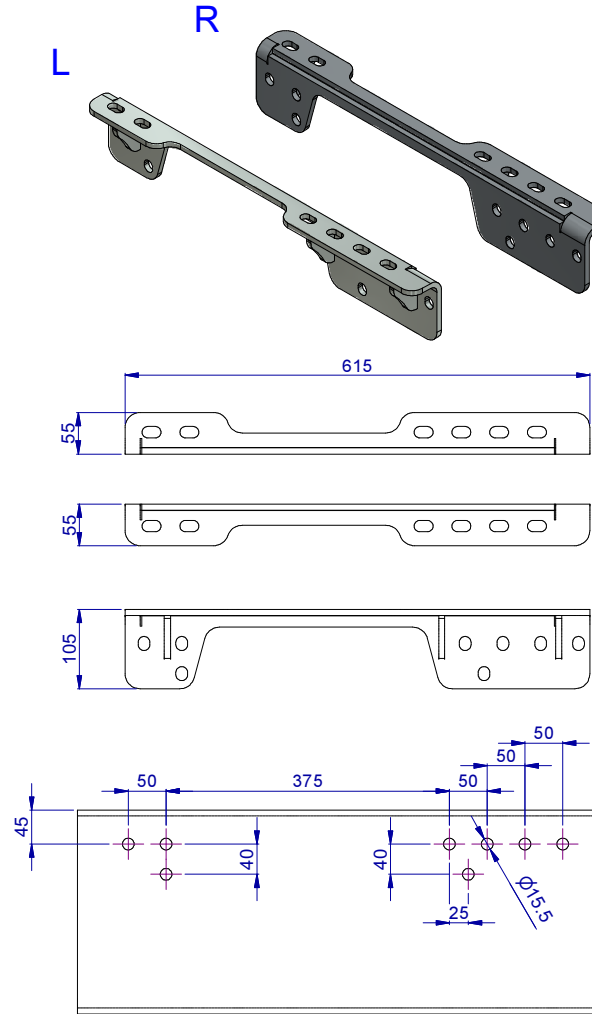
AEM03002-MAN Universal
Chassiswidth 760-940



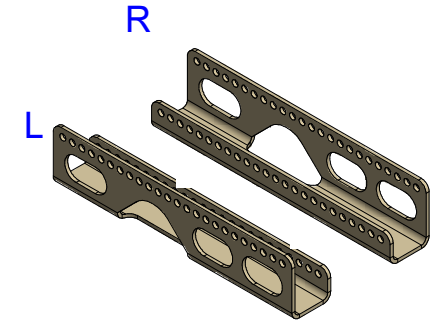
AEM03004-MAN Front Compact
Chassiswidth 940
(f.e. behind exhaust/batterybox)



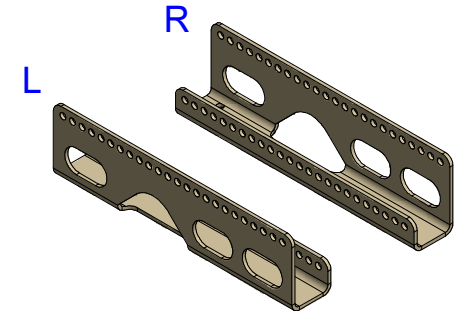
AEM03006L/R MAN 8x2/8x4 (2 front axles) at castings front



AEM03020L/R Counterpart for AEM03006L/R
Subframe H160



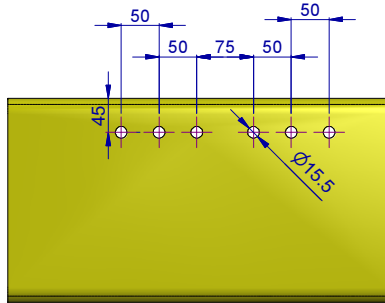
AEM03021L/R Counterpart for AEM03006L/R
Subframe H190



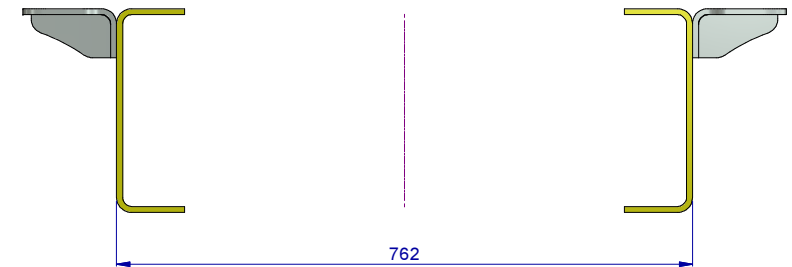
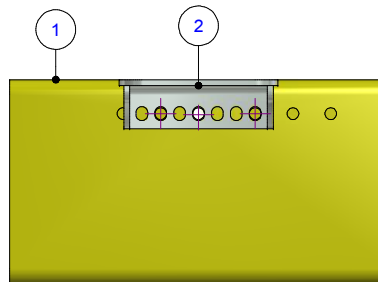
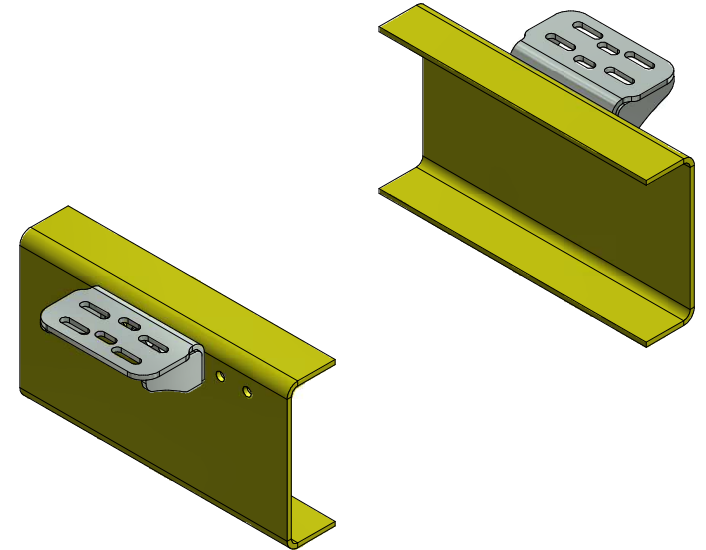
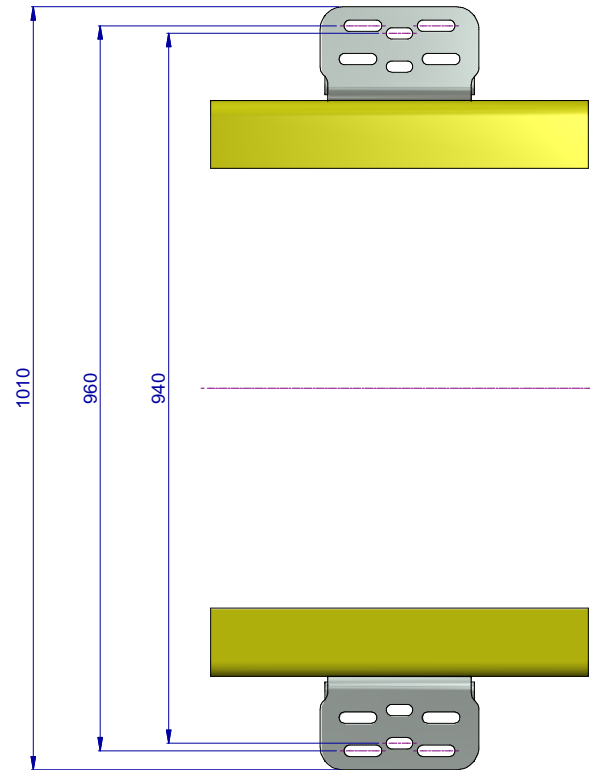
NORMS/SYMBOLS ACCORDING TO ISO UNLESS OTHERWISE STATED		COPYRIGHT © 2014	
TOLERANCES: ISO 2768-cL, ± 0.1 FOR DIMENSIONS -0.6		This document is the property of Hyva (Holding B.V.). The contents of this document are confidential and proprietary to Hyva (Holding B.V.). Neither this document nor its contents shall be disclosed to any unauthorized person, copied or published for any purpose, commercial or otherwise, without Hyva (Holding B.V.) prior written consent.	
WELDING: ISO 2553	SHAPE & PLACE TOLERANCES: ISO 1101		
ROUGHNESS: ISO 1302	REMOVE SHARP EDGES.		
THREADED AND SPECIFIC TOLERANCED DIMENSIONS ARE CRITICAL TO FUNCTION.			
		ENGINEER :	
		DRAFTSMAN : H.W.	
		DATE : 30-09-2015	MASS :
		MATERIAL :	
		DESCRIPTION: MAN-TITAN MOUNTING BRACKETS	
PROJECTION	UNITS: mm	PART NO. : AEM03XXX	NUMBER SHEET 1 / 1 REV.
	STATUS	PRODUCT :	74203000 B
	Work In Progress	GROUP :	

B	29-09-2015	H.W.	CHANGE DRAWING LAYOUT
REV	DATE	BY	COMMENTS

FOR HOLEPATTERN



NOTE: AT SEVERAL CHASSIS POSITIONS THE MAN HOLEPATTERN MOVES 25 MM, CREATING A 25 MM OFFSET TO TITAN HOLEPATTERN

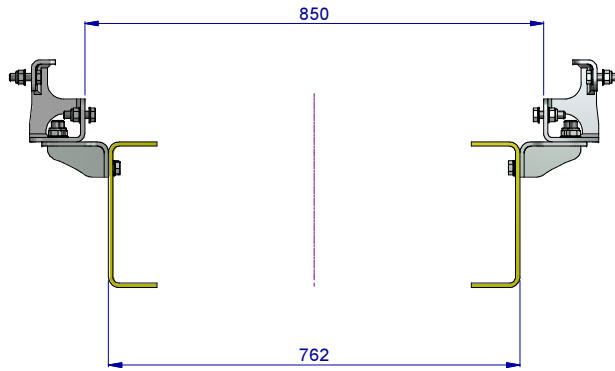
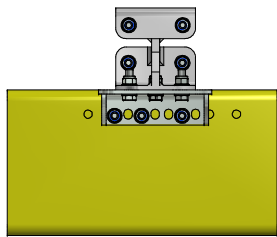
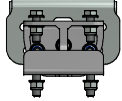
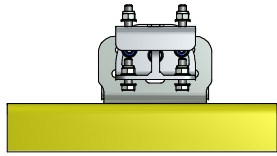


2	1	AEM03002-01-MAN Br 25mm Pitch-Both Sides
1	1	AEM03002-04-TruckChassis
PO	QT	PART NUMBER

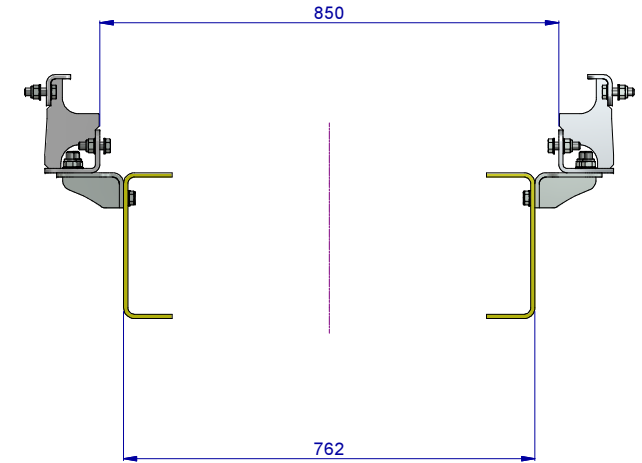
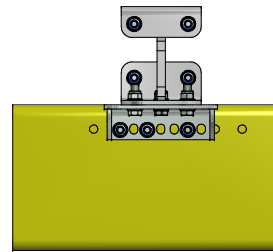
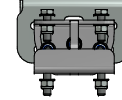
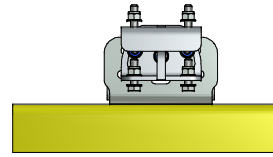
		ENGINEER :	
		DRAFTSMAN : H.W.	
		DATE : 19-08-2015	MASS :
		MATERIAL :	
		DESCRIPTION: MAN TITAN MNT 25MM PITHC-H45-L25	
PROJECTION	UNITS: mm	PART NO. : AEM03002	NUMBER SHEET 2 / 3 REV.
	STATUS	PRODUCT :	74203002-2 A
	Work In Progress	GROUP :	

PARTNR **AEM03002 (MAN)**

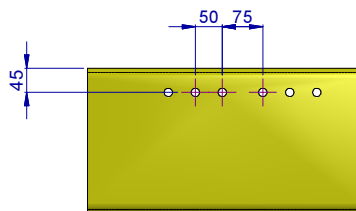
160 MM SMILEY'S MOUNTED



190 MM SMILEY'S MOUNTED



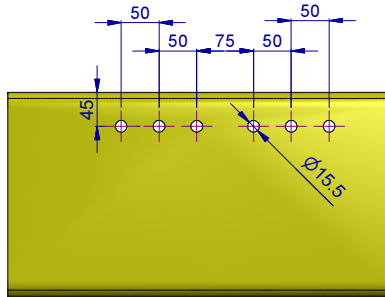
FOR HOLEPATTERN



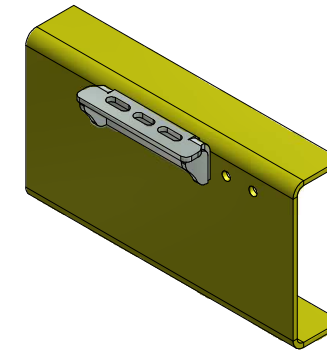
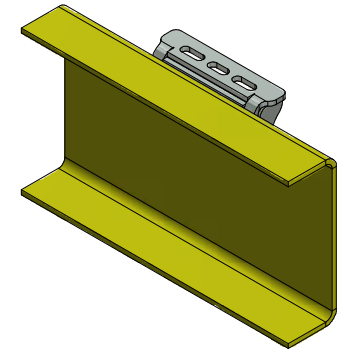
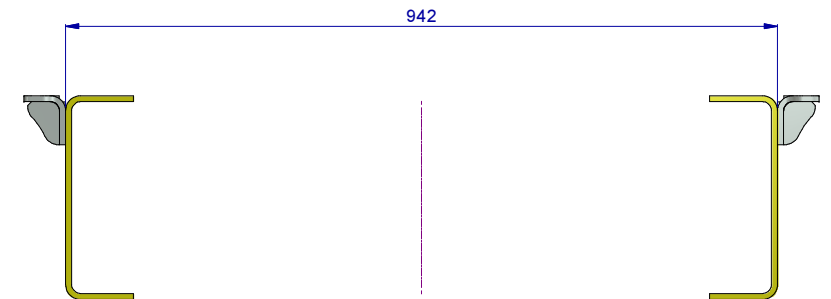
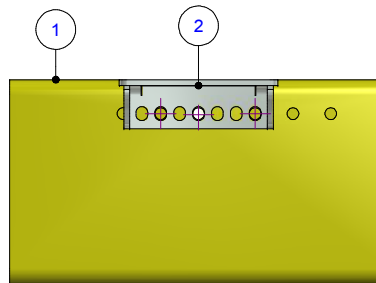
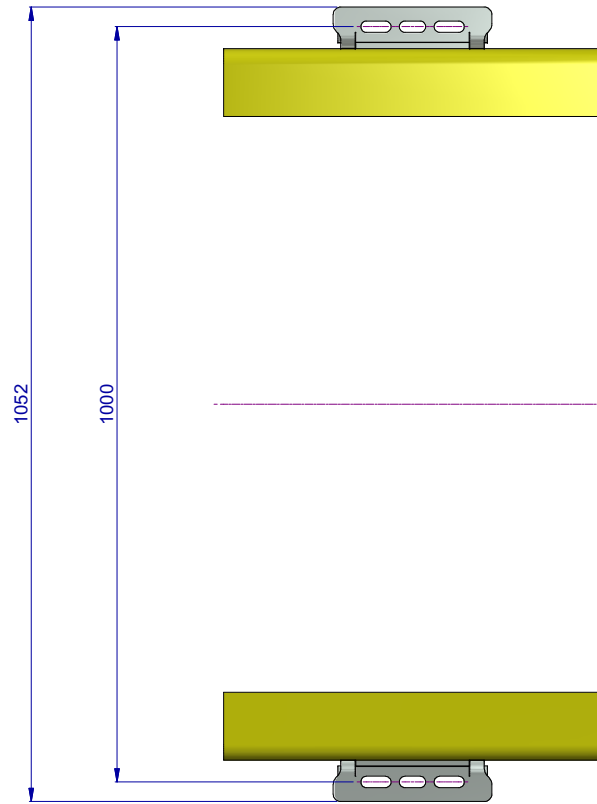
NOTE: AT SEVERAL CHASSIS POSITIONS THE MAN HOLEPATTERN MOVES 25 MM, CREATING A 25 MM OFFSET TO TITAN HOLEPATTERN

		ENGINEER :	
		DRAFTSMAN : H.W.	
		DATE : 19-08-2015	MASS :
		MATERIAL :	
		DESCRIPTION: MAN TITAN MNT 25MM PITHC-H45-L25	
PROJECTION	UNITS: mm	PART NO. : AEM03002	NUMBER SHEET 3 / 3
	STATUS	PRODUCT :	74203002-3
	Work In Progress	GROUP :	

FOR HOLEPATTERN



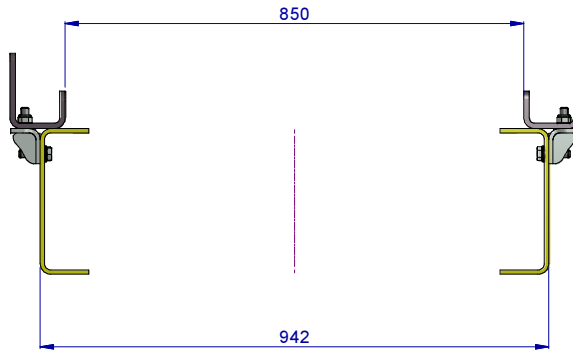
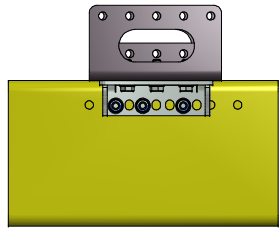

NOTE: AT SEVERAL CHASSIS POSITIONS THE MAN HOLEPATTERN MOVES 25 MM, CREATING A 25 MM OFFSET TO TITAN HOLEPATTERN



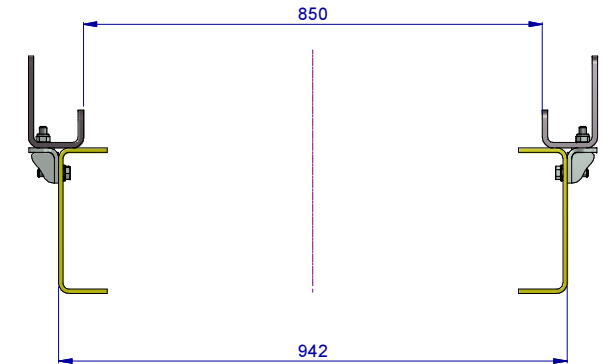
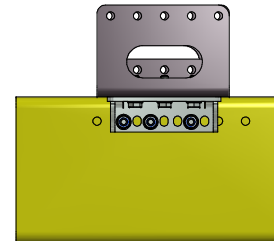

2	1	AEM03004-01-MAN Br 25mm Pitch-Both Sides
1	1	AEM03004-04-TruckChassis
PO	QT	PART NUMBER

		ENGINEER :	
		DRAFTSMAN : H.W.	
		DATE : 19-08-2015	MASS :
		MATERIAL :	
		DESCRIPTION: MAN TITAN MNT FRONT 25MM PITCH-H45-L25	
PROJECTION	UNITS: mm	PART NO. : AEM03004	NUMBER SHEET 2 / 4 REV.
	STATUS Work In Progress	PRODUCT: GROUP :	74203004-2 A

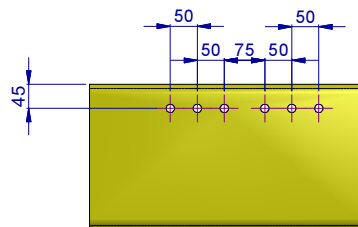
160 MM FRONTBRACKETS MOUNTED



190 MM FRONTBRACKETS MOUNTED



FOR HOLEPATTERN

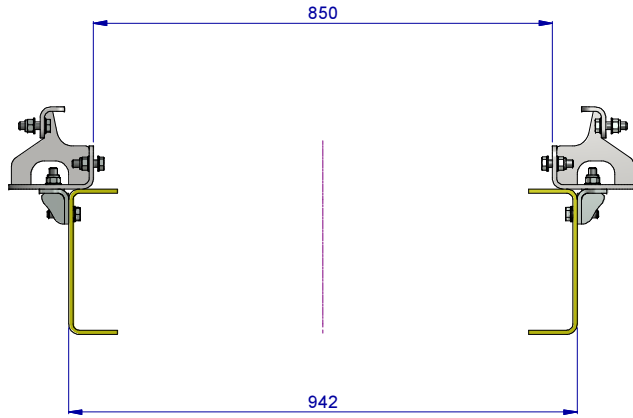
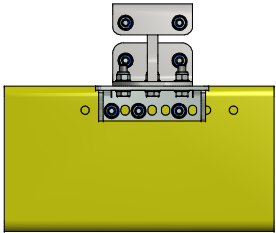
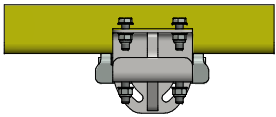
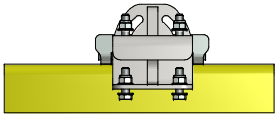


NOTE: AT SERVERAL CHASSISPOSITIONS THE MAN HOLEPATTERN MOVES 25 MM, CREATING A 25 MM OFFSET TO TITAN HOLEPATTERN

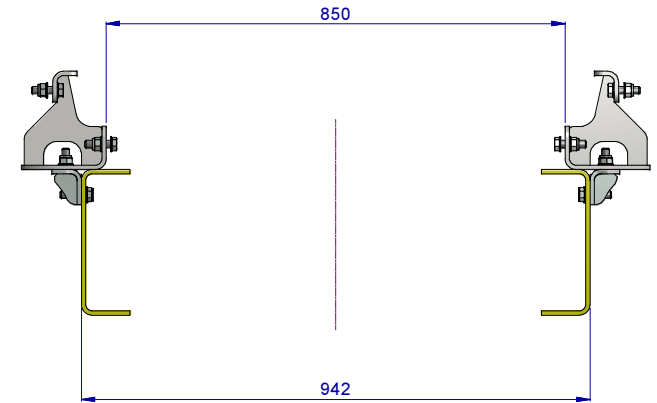
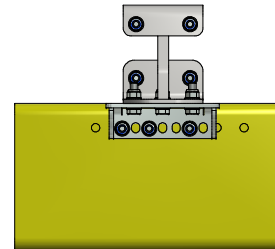
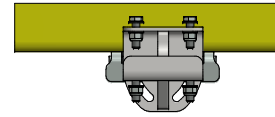
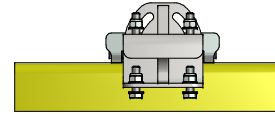
		ENGINEER :	
		DRAFTSMAN : H.W.	
		DATE : 19-08-2015	MASS :
		MATERIAL :	
		DESCRIPTION: MAN TITAN MNT FRONT 25MM PITCH-H45-L25	
PROJECTION	UNITS: mm	PART NO. : AEM03004	NUMBER SHEET 3 / 4 REV.
	STATUS Work In Progress	PRODUCT: GROUP :	74203004-3 A

PARTNR **AEM03004 (MAN Front)**

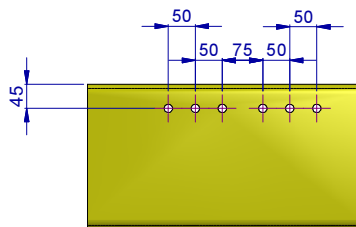
160 MM SPECIAL LONG SMILEY'S MOUNTED (AEM08025)



190 MM SPECIAL LONG SMILEY'S MOUNTED (AEM08026)



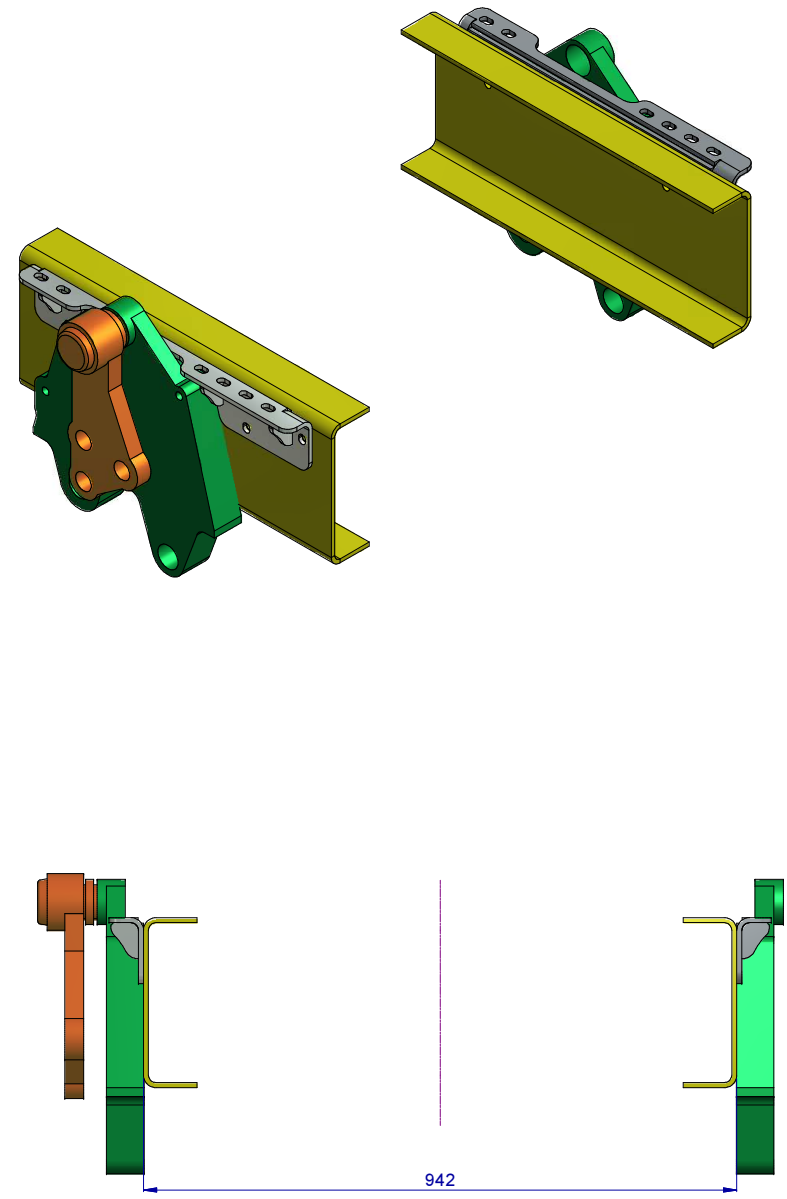
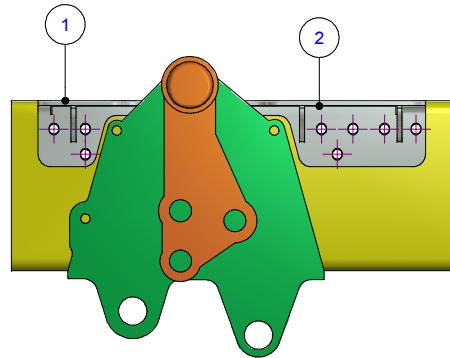

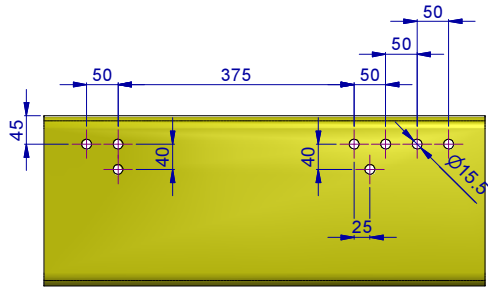
FOR HOLEPATTERN



NOTE: AT SEVERAL CHASSIS POSITIONS THE MAN HOLEPATTERN MOVES 25 MM, CREATING A 25 MM OFFSET TO TITAN HOLEPATTERN

HYVA [®]	ENGINEER :	
	DRAFTSMAN : H.W.	
	DATE : 19-08-2015	MASS :
	MATERIAL :	
	DESCRIPTION: MAN TITAN MNT FRONT 25MM PITCH-H45-L25	
PROJECTION	UNITS: mm	PART NO. : AEM03004
	STATUS	NUMBER
	Work In Progress	74203004-4
	PRODUCT :	SHEET 4 / 4
	GROUP :	REV. A

FOR HOLEPATTERN

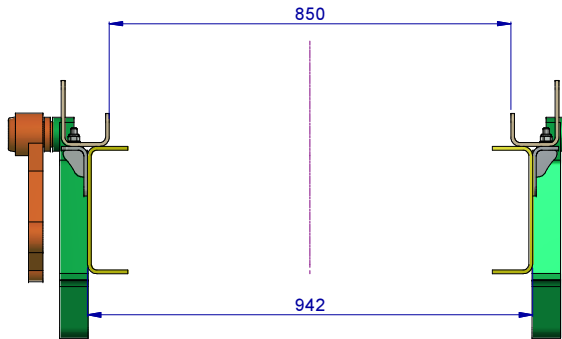
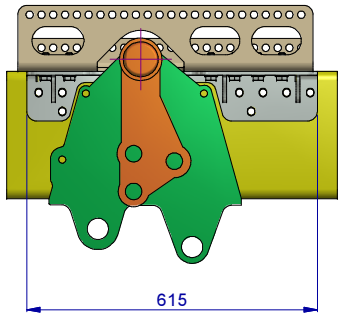
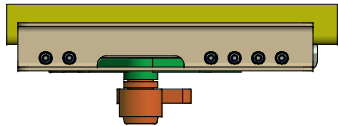
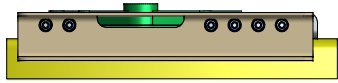


3	1	MAN-8x4-Gietstukken op truck
2	1	AEM03006-01-MAN Br 8x4 Castings-Both Sides
1	1	AEM03006-04-TruckChassis
PO	QT	PART NUMBER

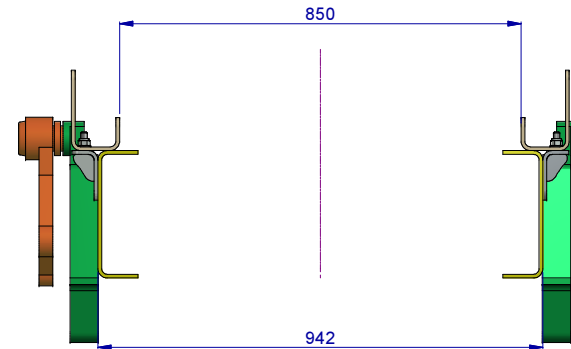
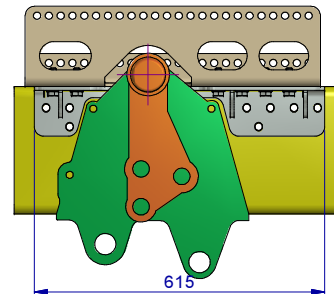
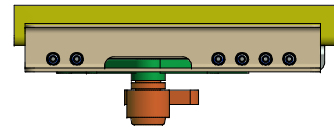
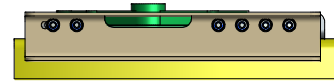
		ENGINEER :	
		DRAFTSMAN : H.W.	
		DATE : 19-08-2015	MASS :
		MATERIAL :	
		DESCRIPTION: MAN TITAN 8x4 MNT AT FRONT CASTINGS	
PROJECTION	UNITS: mm	PART NO. : AEM03004	NUMBER SHEET 2 / 3
	STATUS	PRODUCT :	REV.
	Work In Progress	GROUP :	74203006-2 A

PARTNR **AEM03006 (MAN 8x4 (2+2) at Front Castings)**

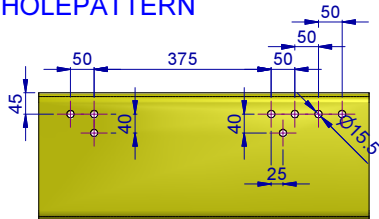
160 mm special MAN frontbrackets mounted
(AEM03020L + AEM03020R)



190 mm special MAN frontbrackets mounted
(AEM03021L + AEM03021R)


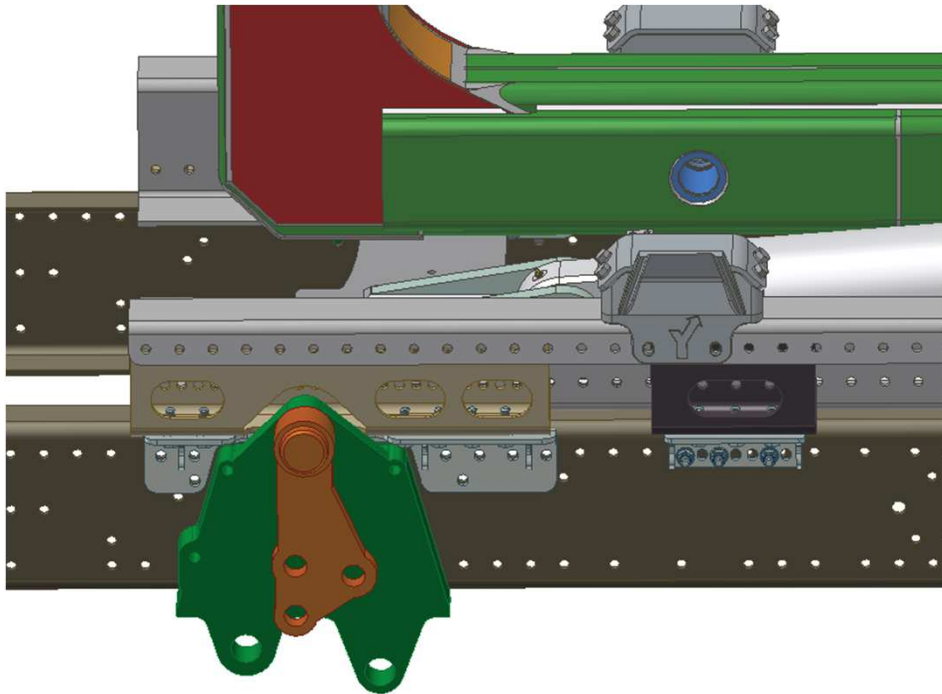
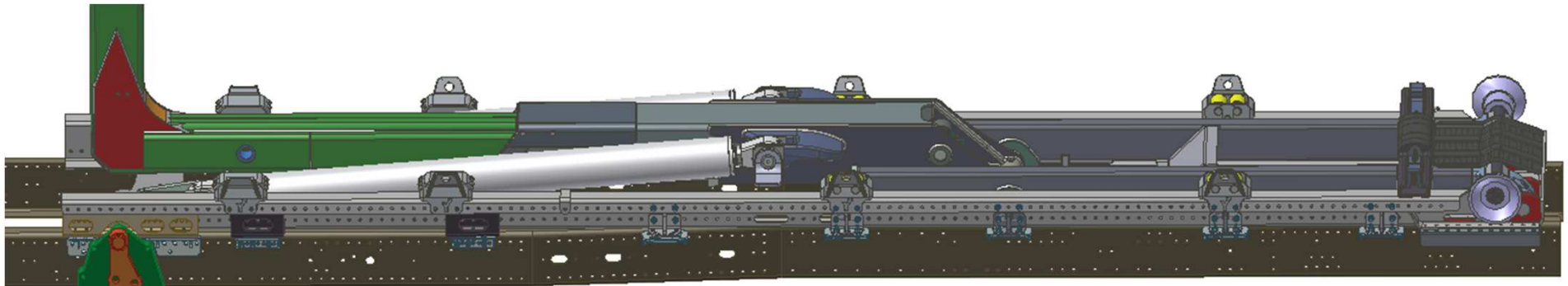


FOR HOLEPATTERN




		ENGINEER :	
		DRAFTSMAN : H.W.	
		DATE : 19-08-2015	MASS :
		MATERIAL :	
		DESCRIPTION: MAN TITAN 8x4 MNT AT FRONT CASTINGS	
PROJECTION	UNITS: mm	PART NO. : AEM03004	NUMBER SHEET 3 / 3 REV.
	STATUS Work In Progress	PRODUCT: GROUP :	74203006-3 A


AEM03xxx-MAN-Titan 8x4 Mnt example



AEM03xxx-MAN-Titan 6x2 Mnt detail exhaust



AEM03xxx-MAN-Titan 6x2 Mnt detail batterybox



TITAN MOUNTING BRACKETS

VOLVO

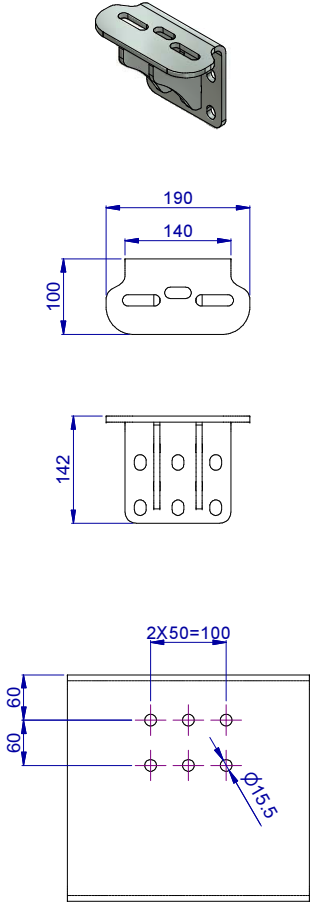
04 VOLVO Mounting brackets

AEM04.....

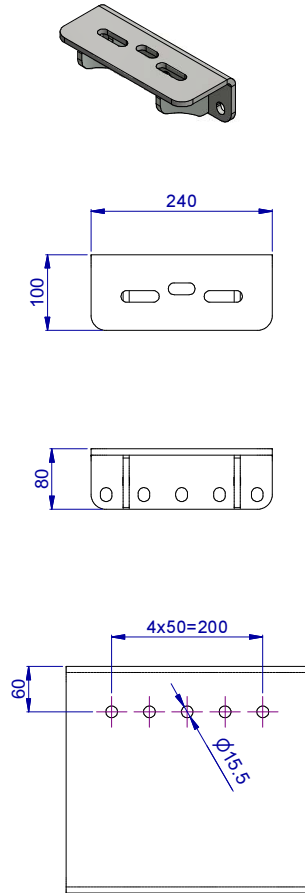
These brackets can also be used for the Renault trucks.

Volvo-Titan Mnt Brackets (AEM04xxx)

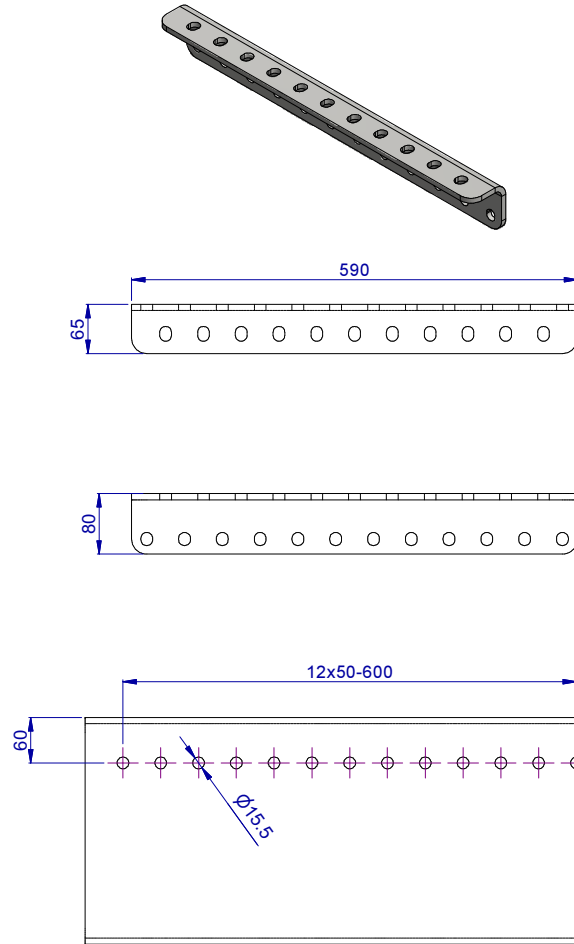
AEM04008
Volvo Holepattern rear



AEM04012
Volvo Holepattern Front



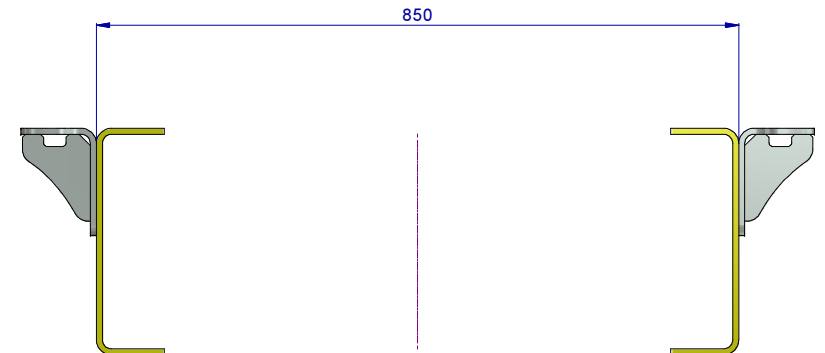
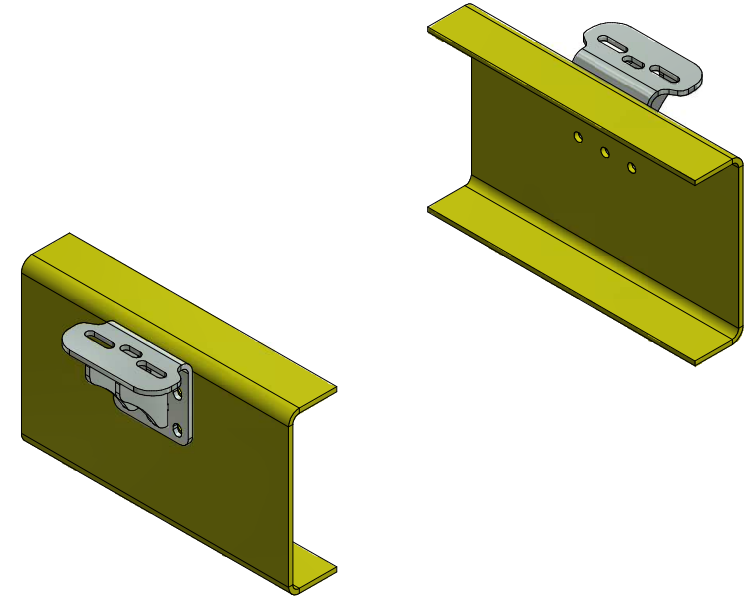
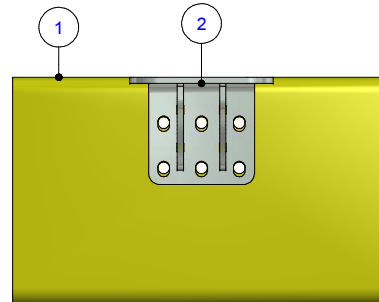
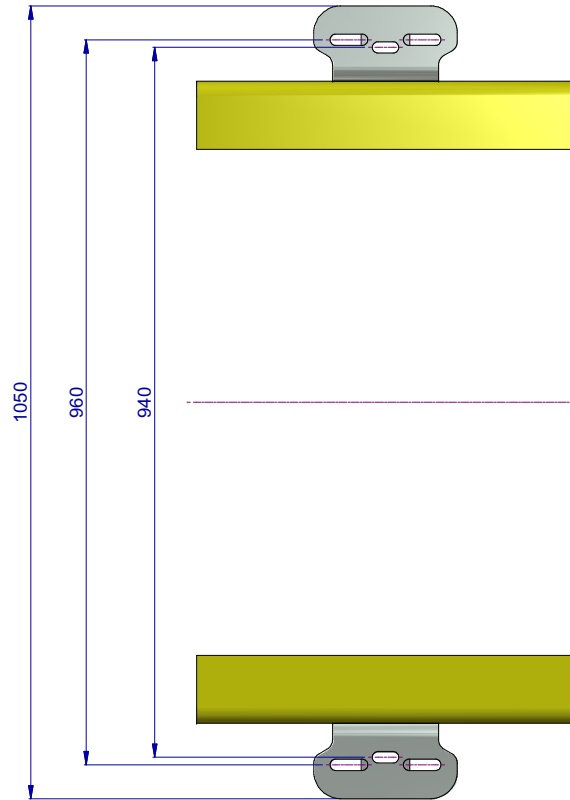
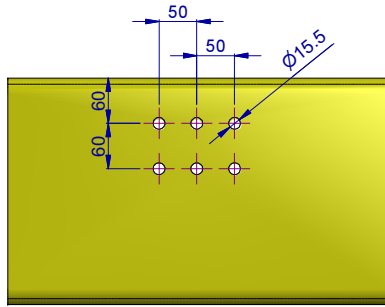
AEM04008 Volvo Holepattern chassisend



NORMS/SYMBOLS ACCORDING TO ISO UNLESS OTHERWISE STATED		COPYRIGHT © 2014	
TOLERANCES: ISO 2768-cL, ± 0.1 FOR DIMENSIONS < 0.6		This document is the property of Hyva (Holding BV). The contents of this document are confidential and proprietary to Hyva (Holding BV). Neither this document nor its contents shall be disclosed to any unauthorized person, copied or published for any purpose, commercial or otherwise, without Hyva (Holding BV)'s prior written consent.	
WELDING: ISO 2553	SHAPE & PLACE TOLERANCES: ISO 1101		
ROUGHNESS: ISO 1302	REMOVE SHARP EDGES.		
THREADED AND SPECIFIC TOLERANCED DIMENSIONS ARE CRITICAL TO FUNCTION.			
		ENGINEER :	
		DRAFTSMAN : H.W.	
		DATE : 30-09-2015	MASS :
		MATERIAL :	
		DESCRIPTION: VOLVO TITAN MOUNTING BRACKETS	
PROJECTION	UNITS: mm	PART NO. : AEM04xxx	NUMBER SHEET 1 / 1 REV.
	STATUS	PRODUCT :	74204000 B
	Work In Progress	GROUP :	

B	30-09-2015	H.W.	CHANGE DRAWING LAYOUT
REV	DATE	BY	COMMENTS

FOR HOLEPATTERN

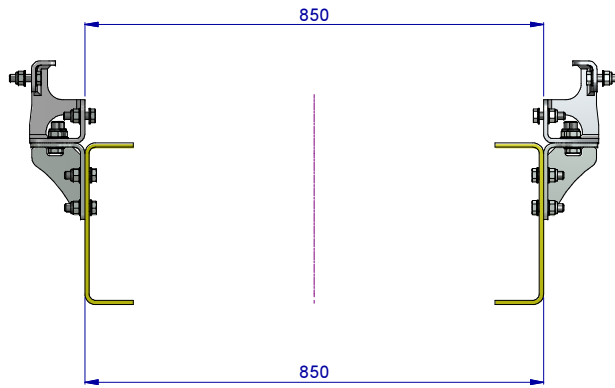
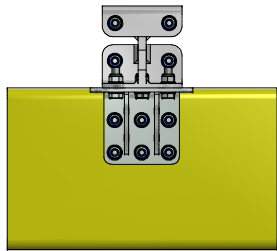
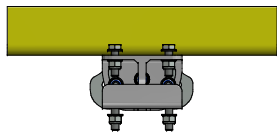
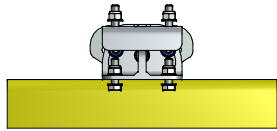


2	1	AEM04008-01-Volvo Br 6-Hole-Both Sides
1	1	AEM04008-04-TruckChassis
PO	QT	PART NUMBER


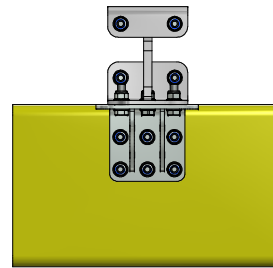
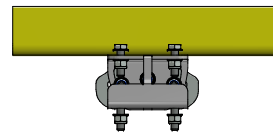
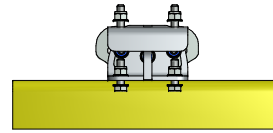
		ENGINEER :	
		DRAFTSMAN : H.W.	
		DATE : 19-08-2015	MASS :
		MATERIAL :	
		DESCRIPTION: VOLVO TITAN MNT 6HOLE-H60+60-L50	
PROJECTION	UNITS: mm	PART NO. : AEM04008	NUMBER SHEET 2 / 3 REV.
	STATUS	PRODUCT :	74204008-2 A
	Work In Progress	GROUP :	

PARTNR **AEM04008 (Volvo)**

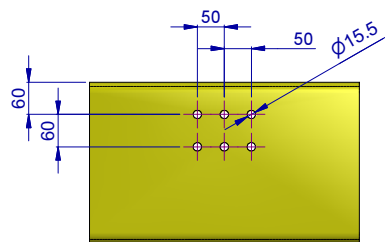
160 MM SMILEY'S MOUNTED



190 MM SMILEY'S MOUNTED

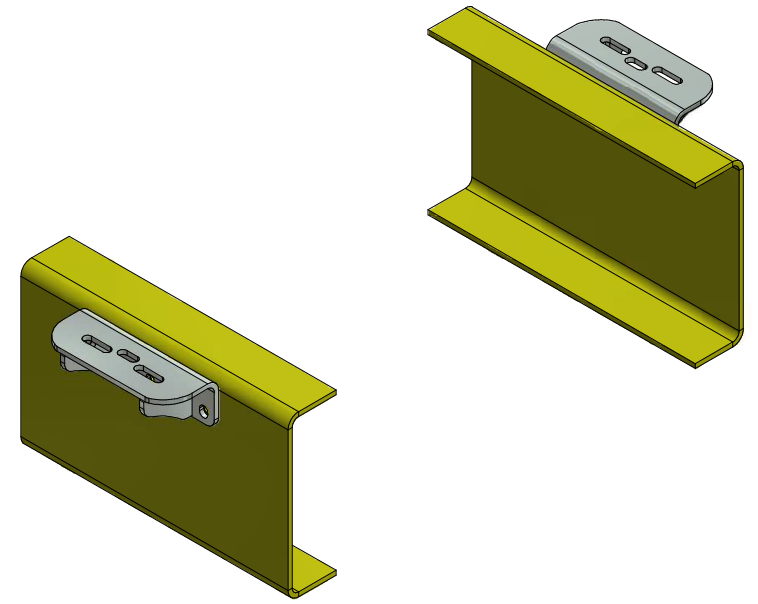
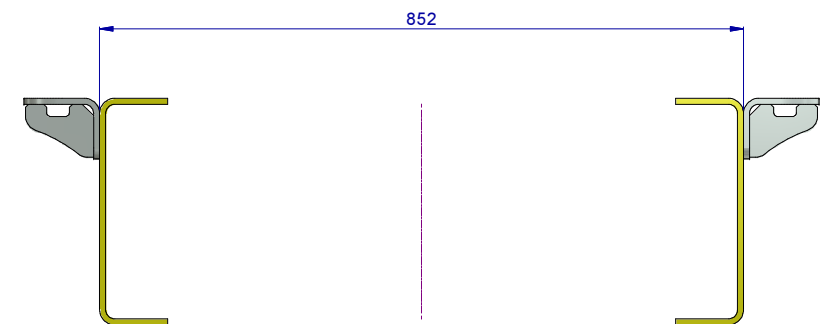
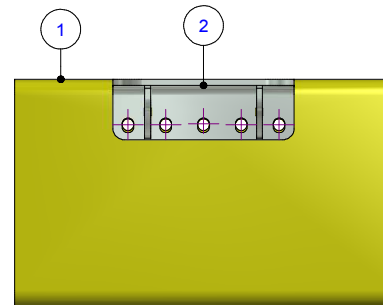
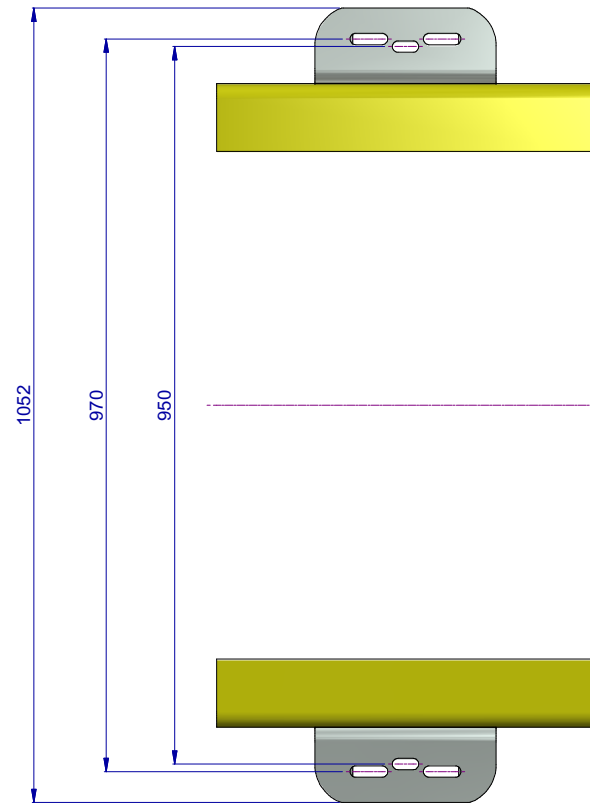
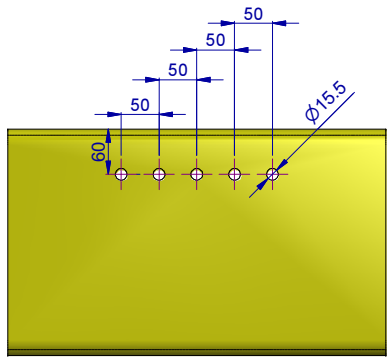


FOR HOLEPATTERN



		ENGINEER :	
		DRAFTSMAN : H.W.	
		DATE : 19-08-2015	MASS :
		MATERIAL :	
		DESCRIPTION: VOLVO TITAN MNT 6HOLE-H60+60-L50	
PROJECTION	UNITS: mm	PART NO. : AEM04008	NUMBER SHEET 3 / 3 REV.
	STATUS Work In Progress	PRODUCT: GROUP :	74204008-3 A

FOR HOLEPATTERN

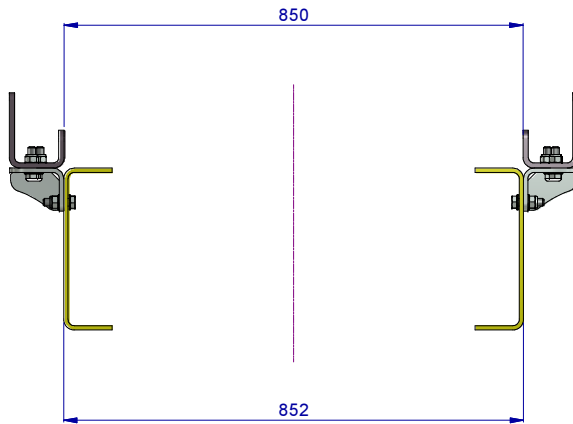
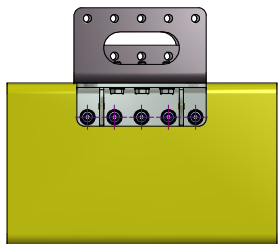



2	1	AEM04012-01-Volvo Br-Both Sides
1	1	AEM04012-04-TruckChassis
PO	QT	PART NUMBER

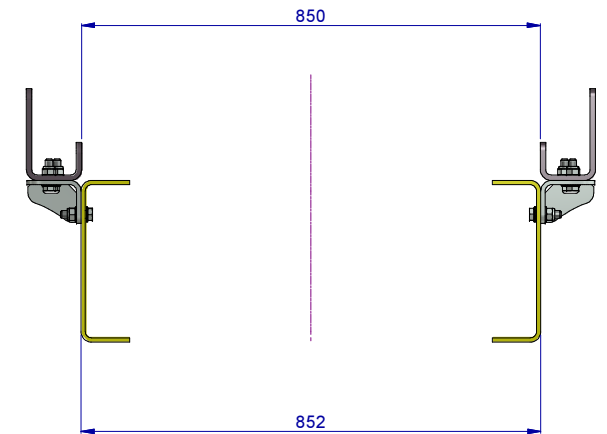
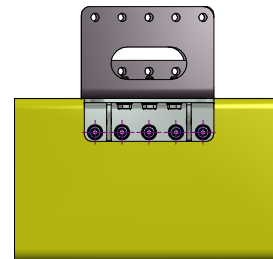

		ENGINEER :	
		DRAFTSMAN : H.W.	
		DATE : 14-09-2015	MASS :
		MATERIAL :	
		DESCRIPTION: VOLVO TITAN MNT FRONT-H60-L50	
PROJECTION	UNITS: mm	PART NO. : AEM03004	NUMBER SHEET 2 / 4 REV.
	STATUS Work In Progress	PRODUCT: GROUP :	74204012-2 A

PARTNR **AEM04012 (VOLVO Front)**

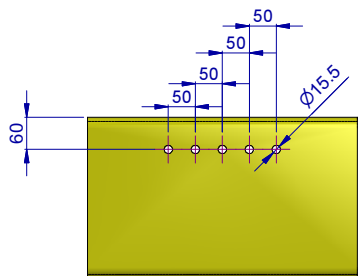
160 MM FRONTBRACKETS MOUNTED



190 MM FRONTBRACKETS MOUNTED

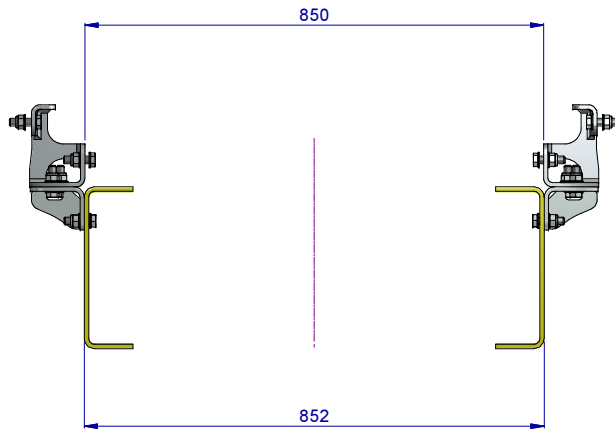
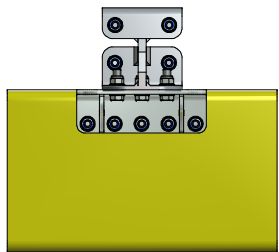
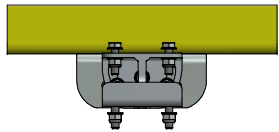
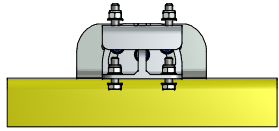


FOR HOLEPATTERN

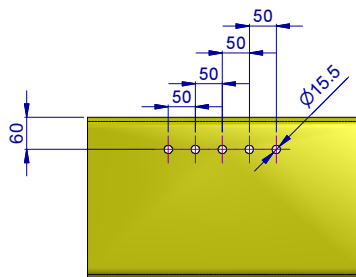


		ENGINEER :	
		DRAFTSMAN : H.W.	
		DATE : 14-09-2015	MASS :
		MATERIAL :	
		DESCRIPTION: VOLVO TITAN MNT FRONT-H60-L50	
PROJECTION	UNITS: mm	PART NO. : AEM03004	NUMBER SHEET 3 / 4 REV.
	STATUS Work In Progress	PRODUCT: GROUP :	74204012-3 A

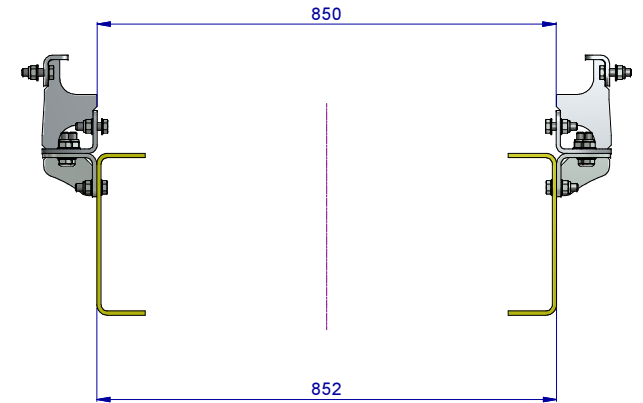
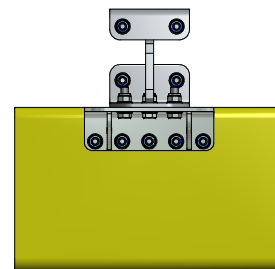
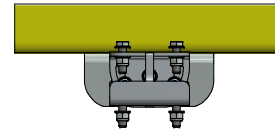
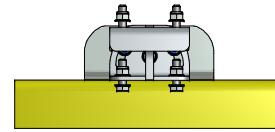
160 MM SMILEY'S MOUNTED



FOR HOLEPATTERN

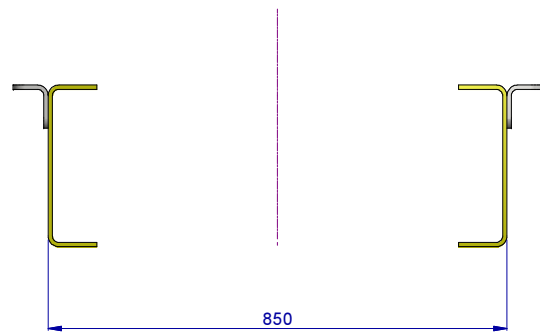
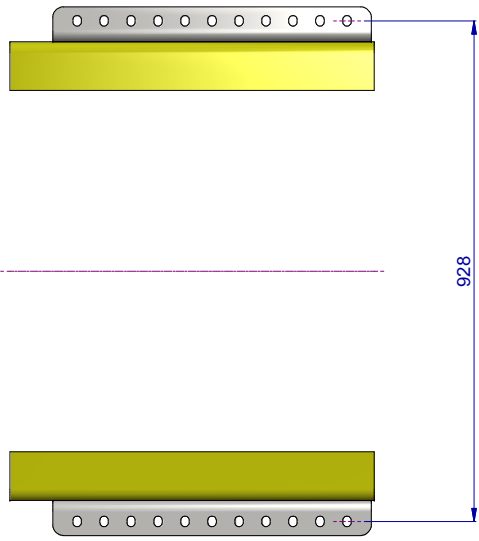


190 MM SMILEY'S MOUNTED

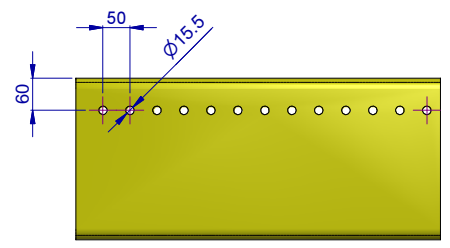


HYVA [®]	ENGINEER :	
	DRAFTSMAN : H.W.	
	DATE : 14-09-2015	MASS :
	MATERIAL :	
	DESCRIPTION: VOLVO TITAN MNT FRONT-H60-L50	
PROJECTION	UNITS: mm	PART NO. : AEM03004
	STATUS	NUMBER SHEET 4 / 4 REV.
	Work In Progress	74204012-4 A
	PRODUCT :	GROUP :

PARTNR **AEM04020 (Volvo End Angular mounted)**



FOR HOLEPATTERN



	ENGINEER :	
	DRAFTSMAN : H.W.	
	DATE : 15-09-2015	MASS :
	MATERIAL :	
	DESCRIPTION: VOLVO TITAN END ANGULAR H60- L50 - M14	
PROJECTION	UNITS: mm	PART NO. : AEM04020
	STATUS	NUMBER SHEET 2 / 2
	Work In Progress	74204020-2
	PRODUCT :	REV. A
	GROUP :	

TITAN MOUNTING BRACKETS

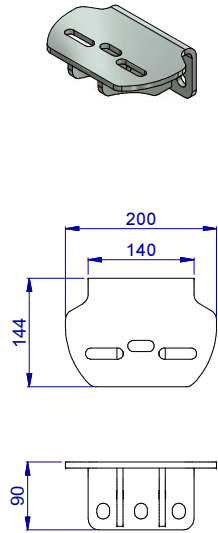
MERCEDES

05 MERCEDES Mounting brackets

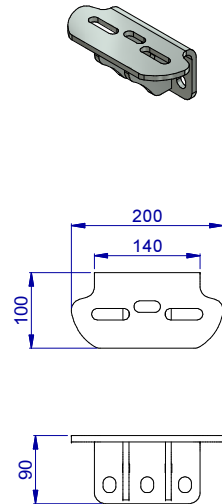
AEM05.....

Mercedes - Titan Mnt Brackets (AEM05xxx)

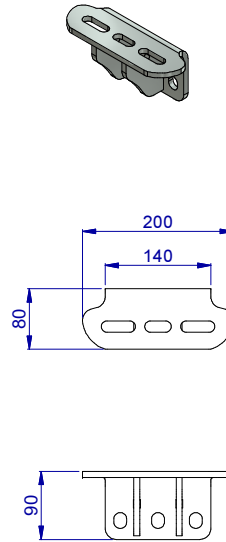
AEM05004 (for CW 760 mm)



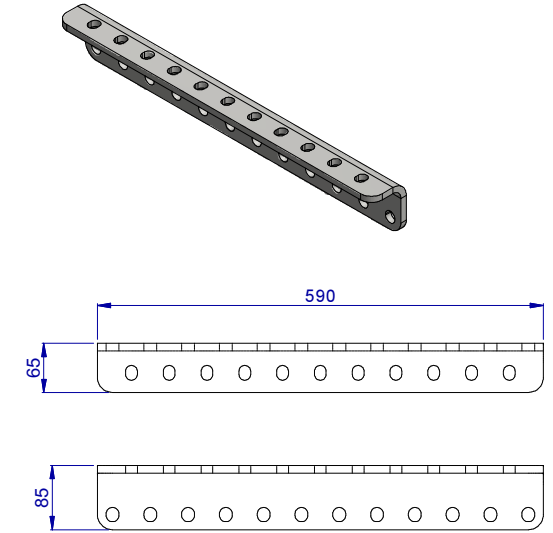
AEM05006 (for CW 850 mm)



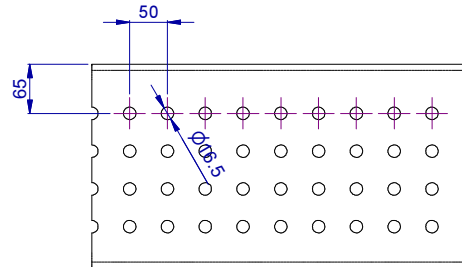
AEM05008 (for CW 900 mm)



AEM05020 (Endmounting for CW 850 mm)



Std Merc Holepattern (all over chassis)

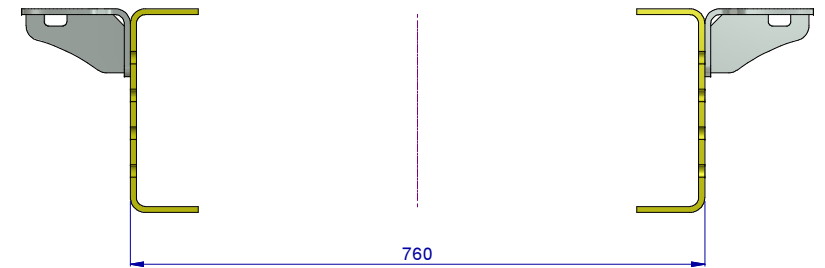
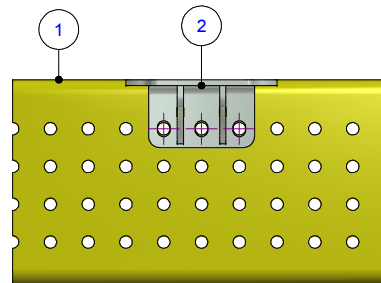
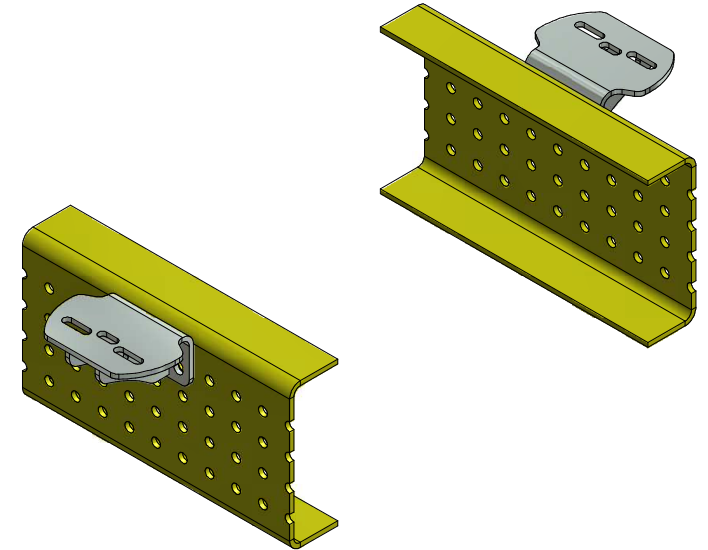
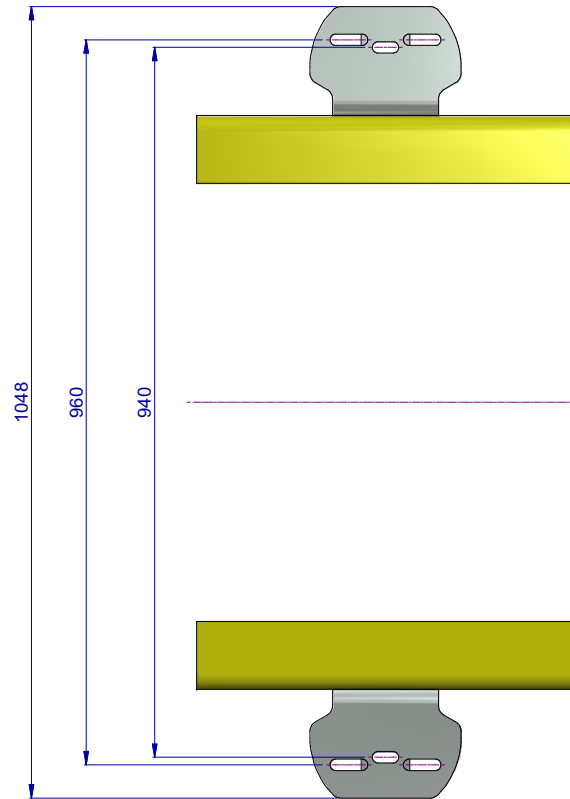
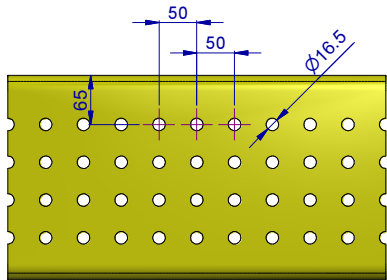


CW = ChassisWidth
 AEM05006 with wide topflange for sufficient smiley-supports
 AEM05008 with narrower topflange for mnt behind exhaust

NORMS/SYMBOLS ACCORDING TO ISO UNLESS OTHERWISE STATED		COPYRIGHT © 2014	
TOLERANCES: ISO 2768-cl, ± 0.1 FOR DIMENSIONS < 0.6		This document is the property of Hyva [Holding BV]. The contents of this document are confidential and proprietary to Hyva [Holding BV]. Neither this document nor its contents shall be disclosed to any unauthorized person, copied or published for any purpose, commercial or otherwise, without Hyva [Holding BV]'s prior written consent.	
WELDING: ISO 2553	SHAPE & PLACE TOLERANCES: ISO 1101		
ROUGHNESS: ISO 1302	REMOVE SHARP EDGES.		
THREADED AND SPECIFIC TOLERANCED DIMENSIONS ARE CRITICAL TO FUNCTION.			
		ENGINEER :	
		DRAFTSMAN : H.W.	
		DATE : 30-09-2015	MASS :
		MATERIAL :	
		DESCRIPTION: MERCEDES TITAN MOUNTING BRACKETS	
PROJECTION	UNITS: mm	PART NO. : AEM05XXX	NUMBER SHEET 1 / 1 REV.
	STATUS	PRODUCT :	74205000 B
	Work In Progress	GROUP :	

B	30-09-2015	H.W.	CHANGE DRAWING LAYOUT
REV	DATE	BY	COMMENTS

FOR HOLEPATTERN

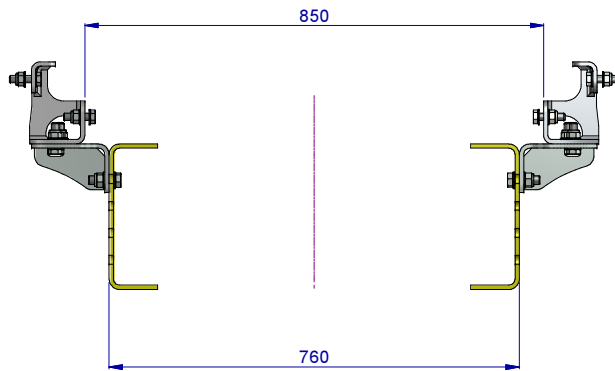
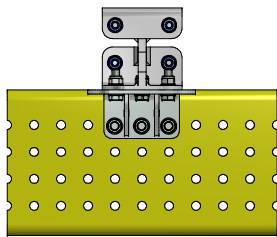
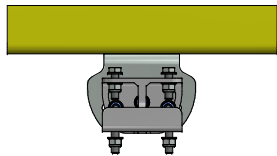
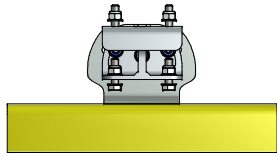


2	1	AEM05004-01-Merc Br CW760-Both Sides
1	1	AEM05004-04-TruckChassis
PO	QT	PART NUMBER

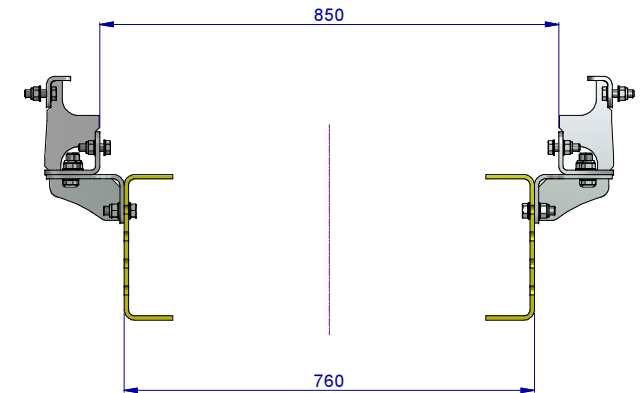
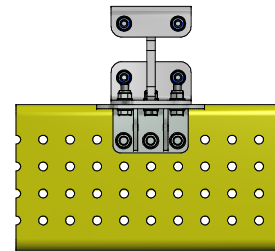
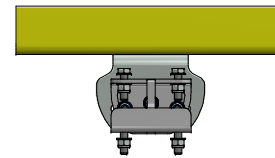
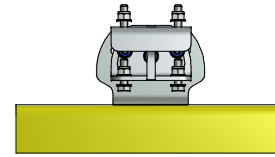
		ENGINEER :	
		DRAFTSMAN : H.W.	
		DATE : 19-08-2015	MASS :
		MATERIAL :	
		DESCRIPTION: MERC TITAN MNT CW760-H65-L50	
PROJECTION	UNITS: mm	PART NO. : AEM05004	NUMBER SHEET 2 / 3 REV.
	STATUS	PRODUCT :	74205004-2 A
	Work In Progress	GROUP :	

PARTNR **AEM05005 (MERC)** CB760

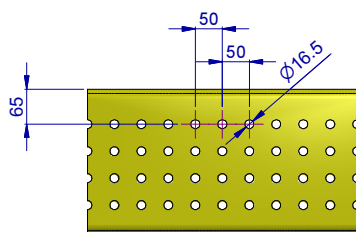
160 MM SMILEY'S MOUNTED



190 MM SMILEY'S MOUNTED

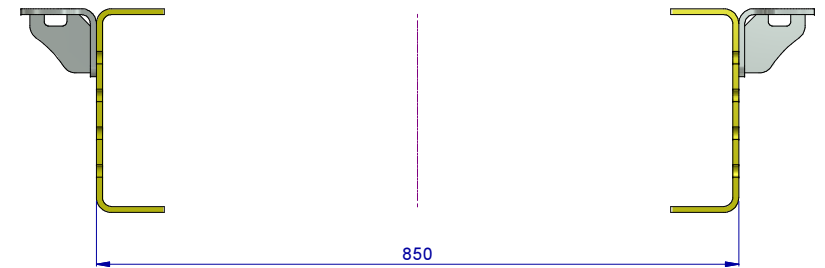
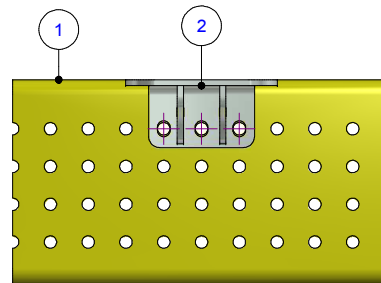
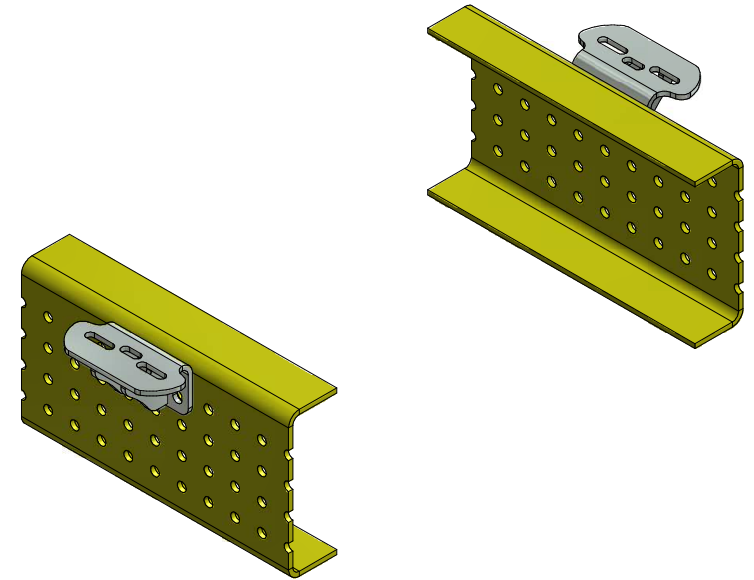
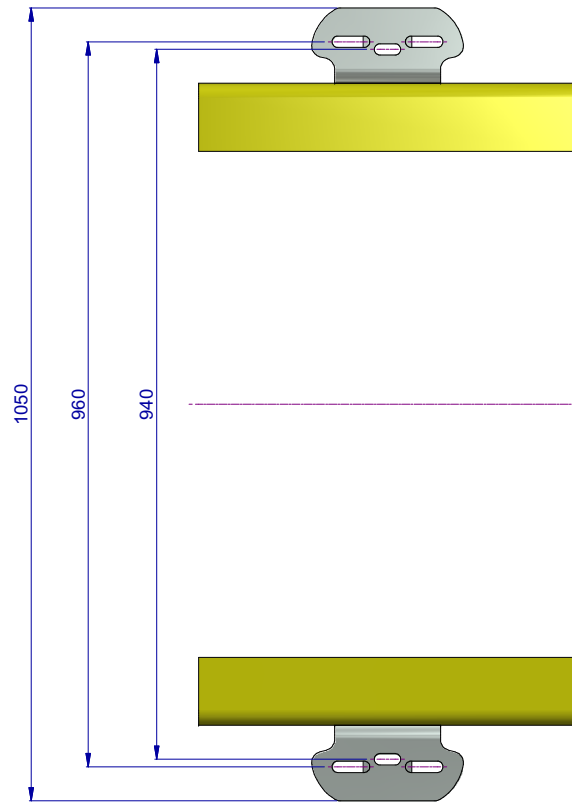
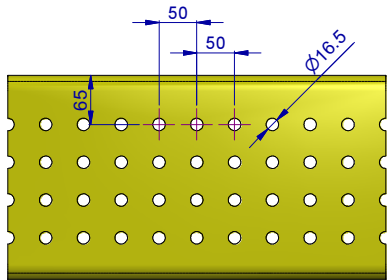


FOR HOLEPATTERN



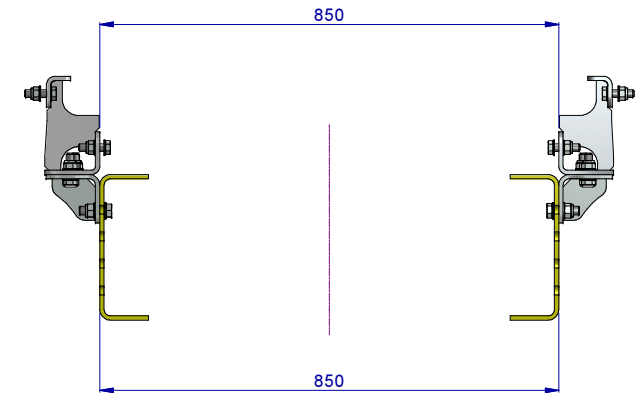
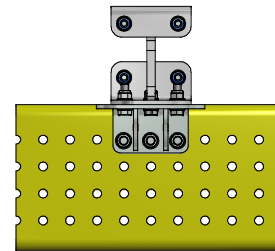
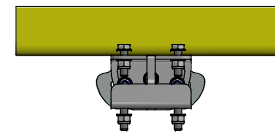
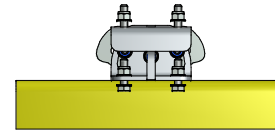
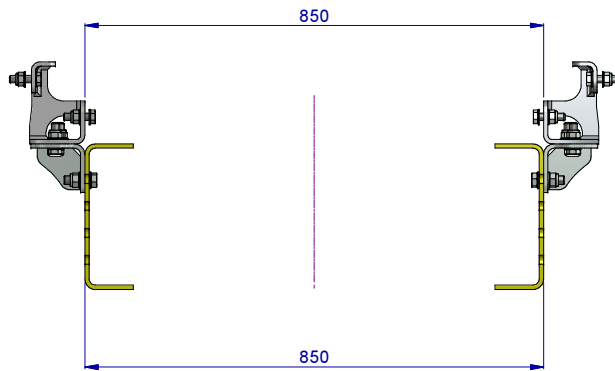
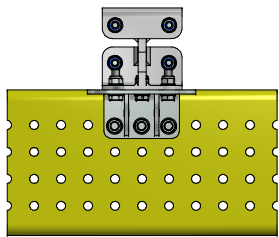
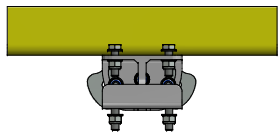
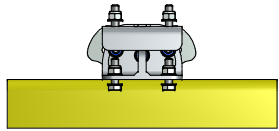
		ENGINEER :	
		DRAFTSMAN : H.W.	
		DATE : 19-08-2015	MASS :
		MATERIAL :	
		DESCRIPTION: MERC TITAN MNT CW760-H65-L50	
PROJECTION	UNITS: mm	PART NO. : AEM05004	NUMBER SHEET 3 / 3 REV.
	STATUS	PRODUCT :	74205004-3 A
	Work In Progress	GROUP :	

FOR HOLEPATTERN

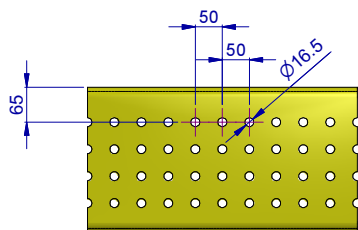


2	1	AEM05006-01-Merc Br CW760-Both Sides
1	1	AEM05006-04-TruckChassis
PO	QT	PART NUMBER

		ENGINEER :	
		DRAFTSMAN : H.W.	
		DATE : 19-08-2015	MASS :
		MATERIAL :	
		DESCRIPTION: MERC TITAN MNT CW850-H65-L50	
PROJECTION	UNITS: mm	PART NO. : AEM05006	NUMBER SHEET 2 / 3 REV.
	STATUS	PRODUCT :	74205006-2 A
	Work In Progress	GROUP :	

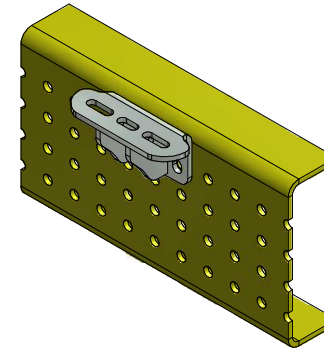
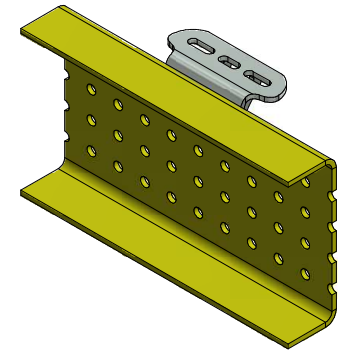
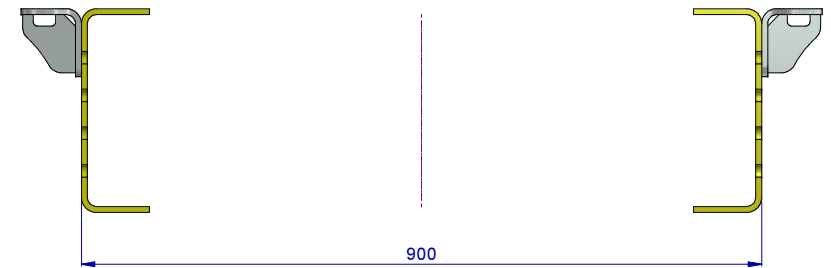
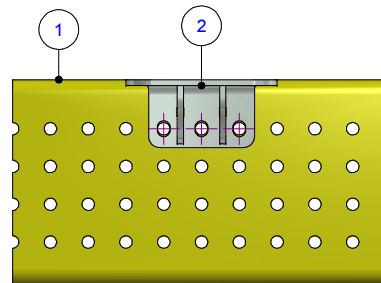
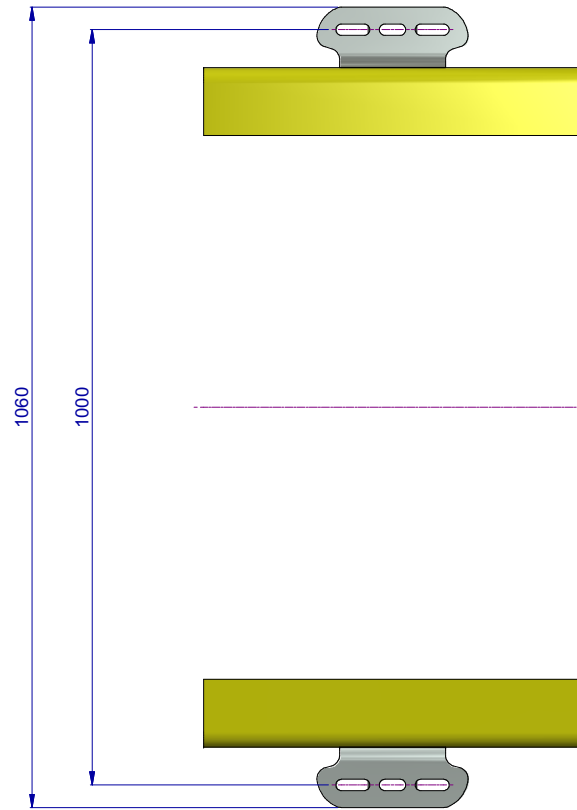
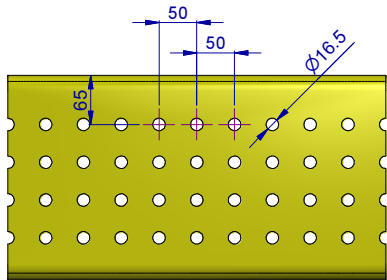


FOR HOLEPATTERN



		ENGINEER :	
		DRAFTSMAN : H.W.	
		DATE : 19-08-2015	MASS :
		MATERIAL :	
		DESCRIPTION: MERC TITAN MNT CW850-H65-L50	
PROJECTION	UNITS: mm	PART NO. : AEM05006	NUMBER SHEET 3 / 3
	STATUS	PRODUCT :	REV.
	Work In Progress	GROUP :	74205006-3 A

FOR HOLEPATTERN

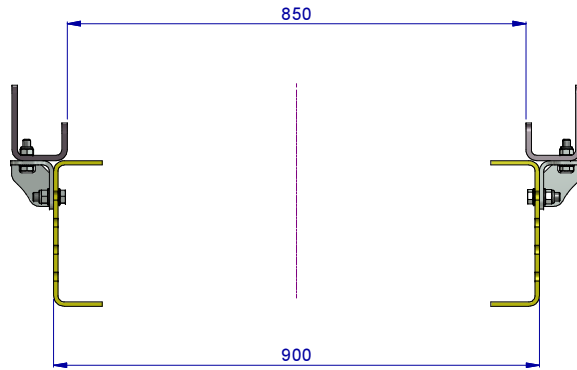
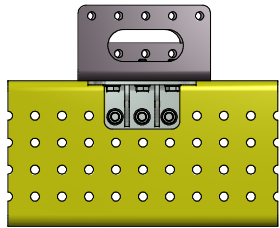



2	1	AEM05008-01-Merc Br CW900-Both Sides
1	1	AEM05008-04-TruckChassis
PO	QT	PART NUMBER

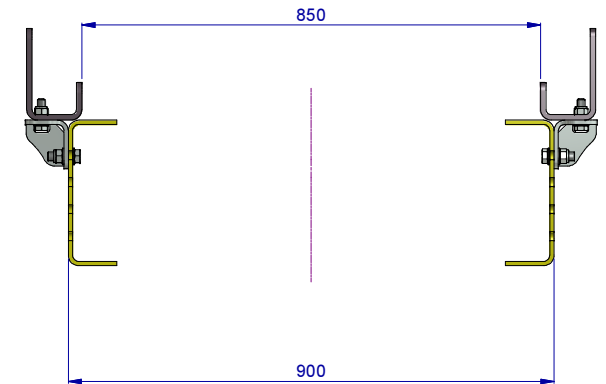
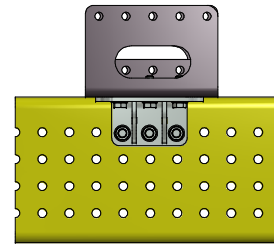
		ENGINEER :	
		DRAFTSMAN : H.W.	
		DATE : 19-08-2015	MASS :
		MATERIAL :	
		DESCRIPTION: MERC TITAN MNT CW900-H65-L50	
PROJECTION	UNITS: mm	PART NO. : AEM05008	NUMBER SHEET 2 / 4 REV.
	STATUS	PRODUCT :	74205008-2 A
	Work In Progress	GROUP :	

PARTNR **AEM05008 (MERC CW900)**

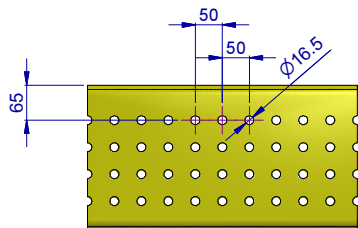
WITH SUBFRAME BRACKET 160 MM



WITH SUBFRAME BRACKET 190 MM



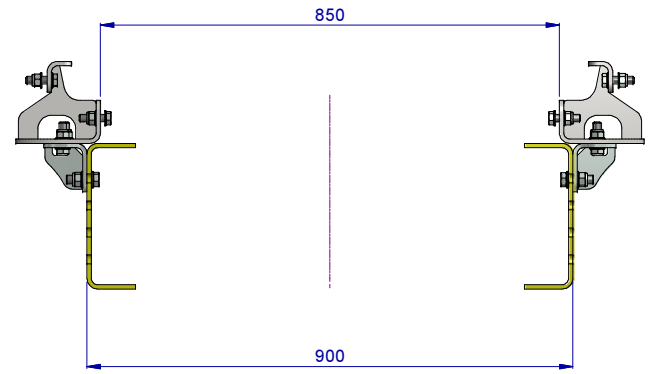
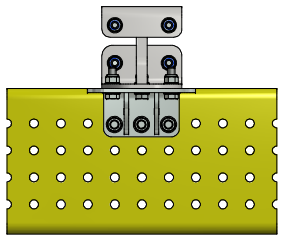
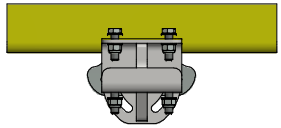
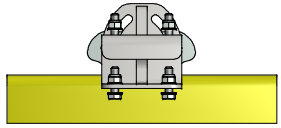
FOR HOLEPATTERN



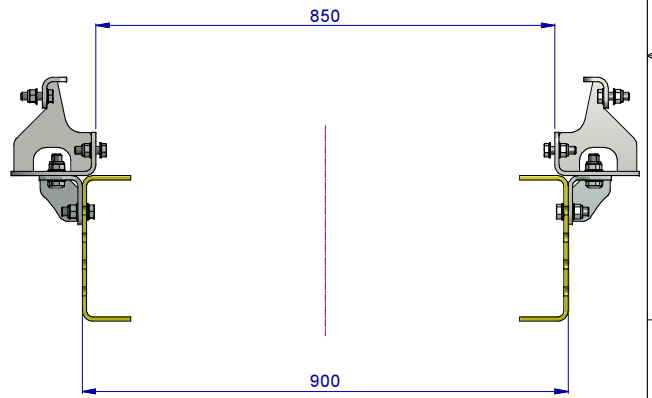
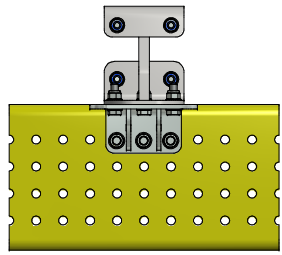
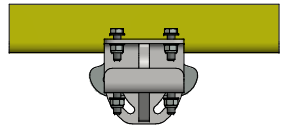
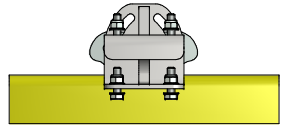
		ENGINEER :	
		DRAFTSMAN : H.W.	
		DATE : 19-08-2015	MASS :
		MATERIAL :	
		DESCRIPTION: MERC TITAN MNT CW900-H65-L50	
PROJECTION	UNITS: mm	PART NO. : AEM05008	NUMBER SHEET 3 / 4
	STATUS	PRODUCT :	74205008-3
	Work In Progress	GROUP :	A

PARTNR **AEM05008 (MERC CW900)**

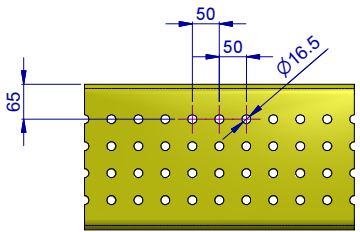
160 MM SPECIAL LONG SMILEY'S MOUNTED (AEM08025)



190 MM SPECIAL LONG SMILEY'S MOUNTED (AEM08026)

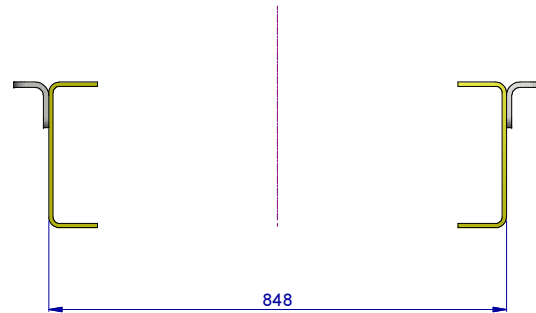



FOR HOLEPATTERN

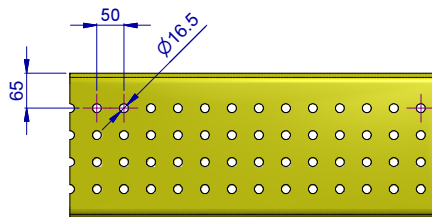


	ENGINEER :	
	DRAFTSMAN : H.W.	
	DATE : 19-08-2015	MASS :
MATERIAL :	DESCRIPTION: MERC TITAN MNT CW900-H65-L50	
PROJECTION	UNITS: mm	PART NO. : AEM05008
	STATUS	NUMBER SHEET 4 / 4
	Work In Progress	74205008-4
PRODUCT :	GROUP :	REV. A

PARTNR **AEM05020 (MERC End Angular mounted)**


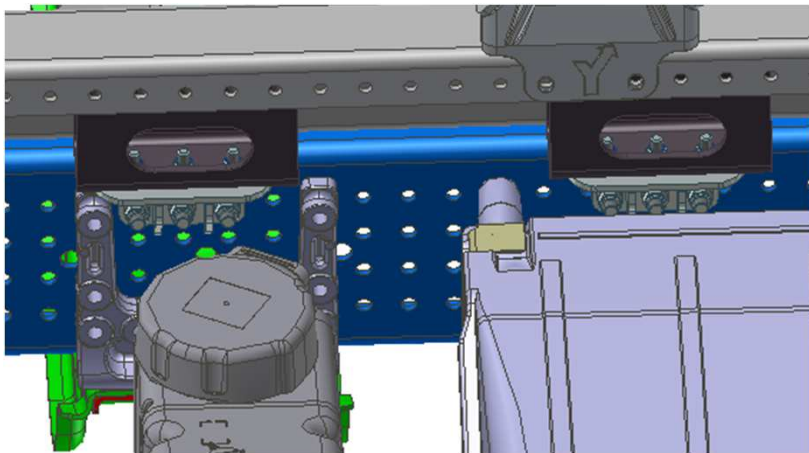



FOR HOLEPATTERN



		ENGINEER :	
		DRAFTSMAN : H.W.	
		DATE : 15-09-2015	MASS :
		MATERIAL :	
		DESCRIPTION: MERC TITAN END ANGULAR H65 - L50 - M16	
PROJECTION	UNITS: mm	PART NO. : AEM05020	NUMBER SHEET 2 / 2
	STATUS Work In Progress	PRODUCT: GROUP :	REV. 74205020-2 A

AEM05xxx-Merc-Titan Mounting Example



TITAN MOUNTING BRACKETS

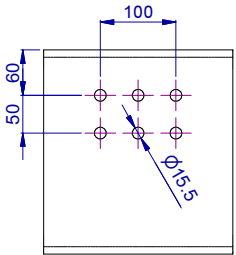
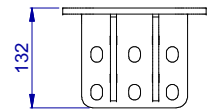
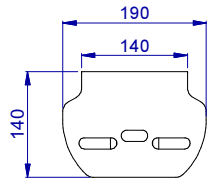
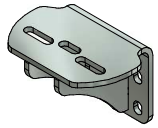
SCANIA

07 SCANIA Mounting brackets

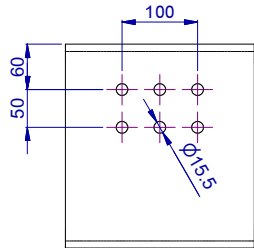
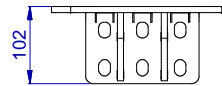
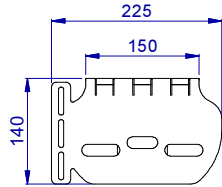
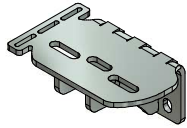
AEM07.....

Scania - Titan Mnt Brackets (AEM07xxx)

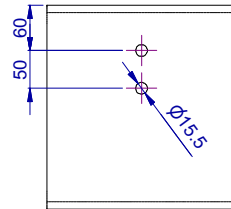
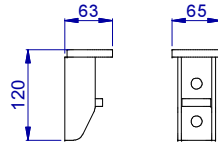
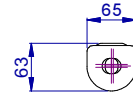
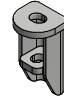
AEM07002-Scania 6 hole pattern



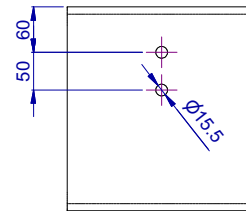
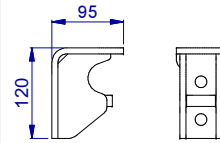
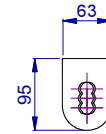
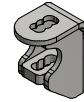
AEM07004-Scania 6 hole pattern
Lowered bracket for 6x2*4 or 8x2*4 hydr pipes



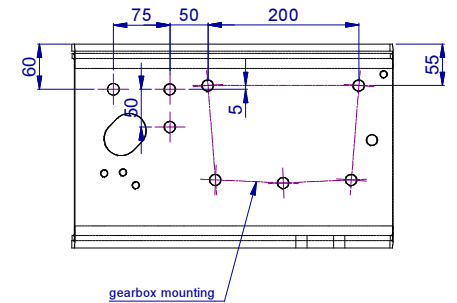
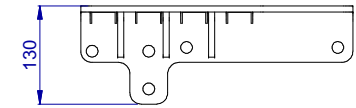
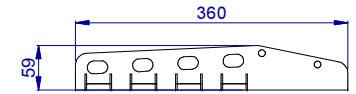
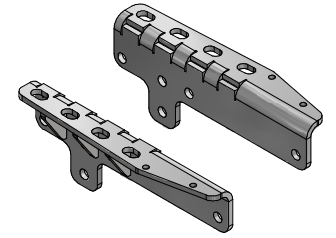
AEM07010 -Scania 2 hole pattern
Mount max 1200 mm behind frontaxle



AEM07012-Scania 2 hole pattern
Mount min 875 - max 1980 behind frontaxle



AEM07015L/R - At Gearbox



NORMS/SYMBOLS ACCORDING TO ISO UNLESS OTHERWISE STATED
 TOLERANCES: ISO 2768-cL, ± 0.1 FOR DIMENSIONS < 0.6
 WELDING: ISO 2553
 ROUGHNESS: ISO 1302
 SHAPE & PLACE TOLERANCES: ISO 1101
 REMOVE SHARP EDGES.

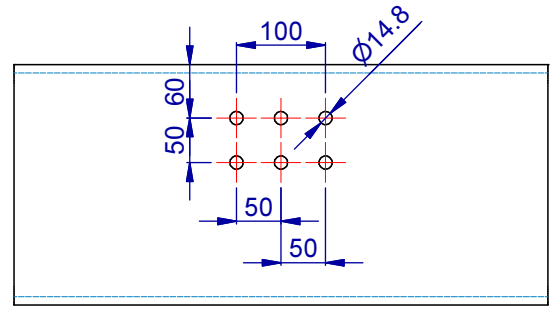
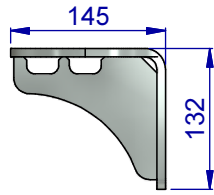
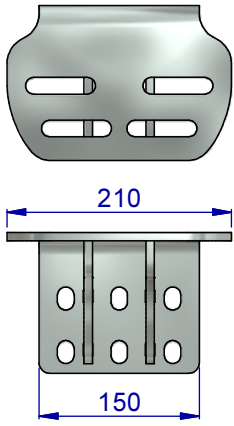
COPYRIGHT © 2014
 This document is the property of Hyva (Holding B.V.). The contents of this document are confidential and proprietary to Hyva (Holding B.V.). Neither this document nor its contents shall be disclosed to any unauthorized person, copied or published for any purpose, commercial or otherwise, without Hyva (Holding B.V.) prior written consent.

THREADED AND SPECIFIC TOLERANCED DIMENSIONS ARE CRITICAL TO FUNCTION.		ENGINEER :		DRAFTSMAN : H.W.	
DATE : 30-09-2015		MATERIAL :		MASS :	
DESCRIPTION: SCANIA TITAN MOUNTING BRACKETS					
PROJECTION	UNITS: mm	PART NO. : AEM07XXX	NUMBER	SHEET 1 / 1	REV.
	STATUS	PRODUCT :	74207000		B
	Work In Progress	GROUP :			

B	30-09-2015	H.W.	CHANGE DRAWING LAYOUT
REV	DATE	BY	COMMENTS

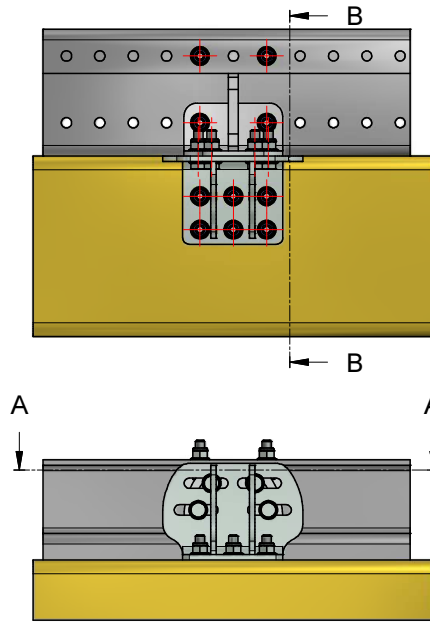
AEM07002-SCANIA MNT. BRACKET FOR TITAN

FITS ON SCANIA HOLE PATTERN:

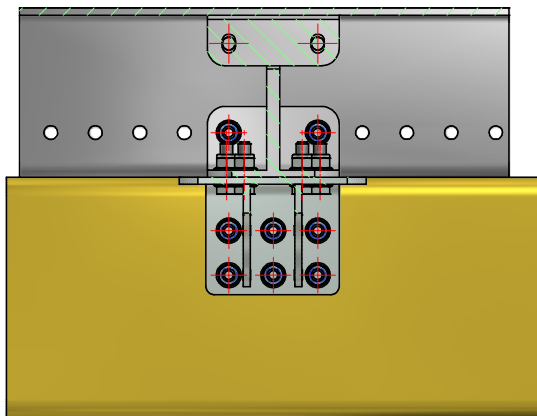


MOUNTED

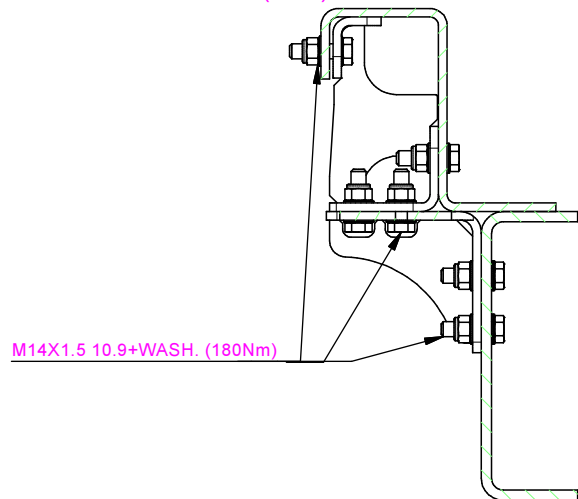
AEM07002



A-A (1:6)



B-B (1:5)



COPYRIGHT
This print and the information shown thereon is the property of HYVA. It may not be delivered to others nor reproduced for general circulation without the written consent of the HYVA engineering department.
Subject can be changed without notice!

REV.	DATE	BY	DESCRIPTION
-	-	-	-

HYVA B.V.
PO box 347
2400AH Alphen a/d Rijn
The Netherlands
www.hyva.com

DATE : 5-3-2015 ENGINEER : H.W. DRAFTSMAN : H.W. UNITS: mm

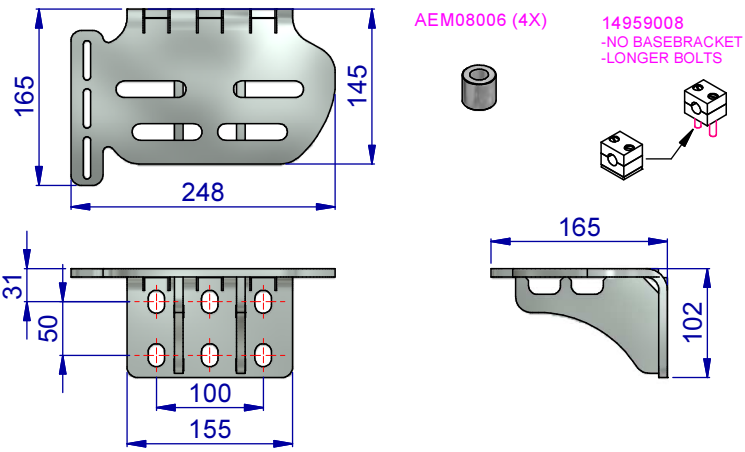
DESCRIPTION : AEM07002-TITAN MOUNTING ON SCANIA 6-HOLE PATTERN

PROJECTION	NUMBER	DR	REV.
	AEM07002-Mnt Bracket Scania-6-Hole-Titan-std		A

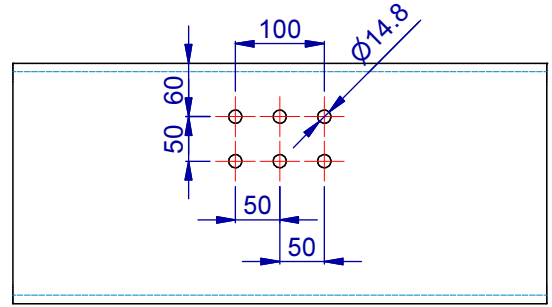
AEM07002



AEM07004-SCANIA MNT. BRACKET FOR TITAN



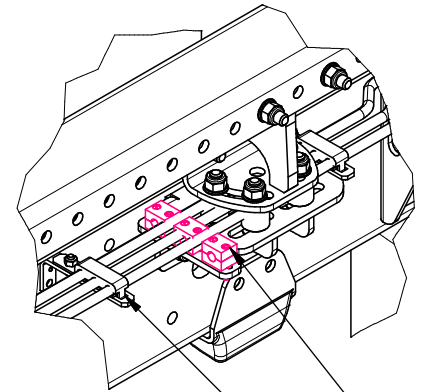
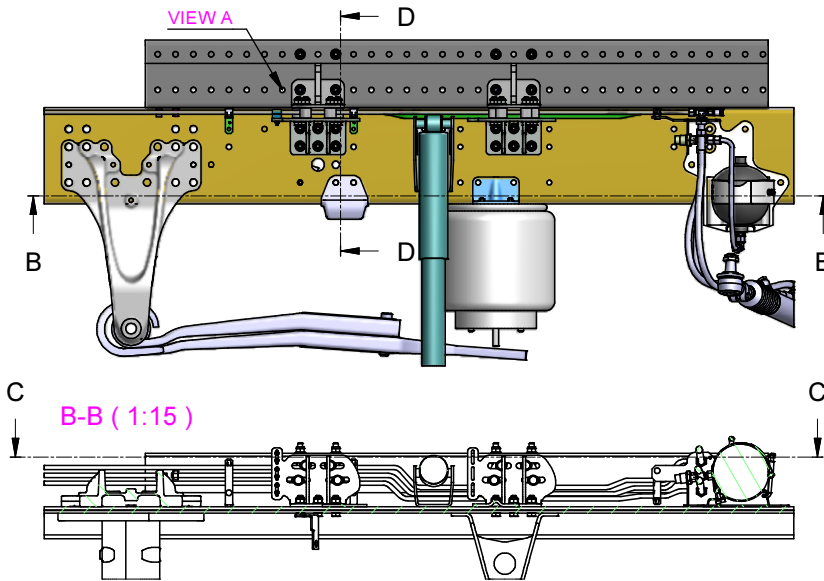
**FITS ON SCANIA HOLE PATTERN:
BEHIND HYDR. PIPES (6x2*4 8x2*6)**



MOUNTED

VIEW A

AEM07004

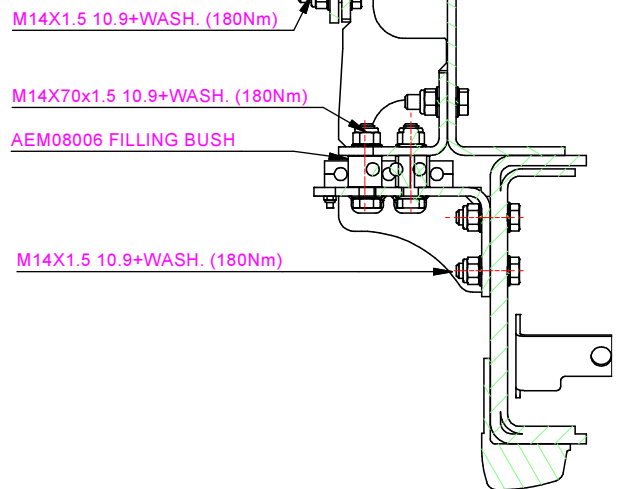
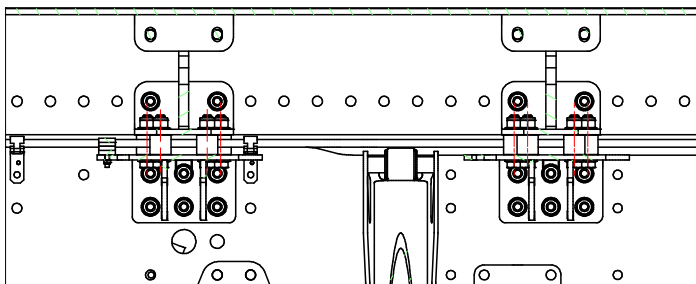


**REMOVE PIPING SUPPORTS...
...FOR REPLACING SUPPORTS**

- * PIPING DRAWN AT ORIG. SCANIA POSITIONS
- * GUIDE PIPES ALONG FILLING BUSHES
- * SECURE NEW POSITIONS WITH PIPECLAMP
- * DO NOT DISMOUNT SCANIA HYDRAULICS

C-C (1:8)

D-D (1:5)



COPYRIGHT
This print and the information shown thereon is the property of HYVA. It may not be delivered to others nor reproduced for general circulation without the written consent of the HYVA engineering department.
Subject can be changed without notice!

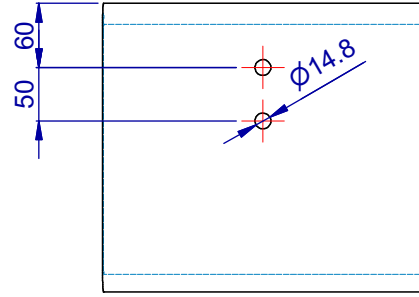
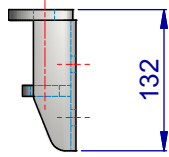
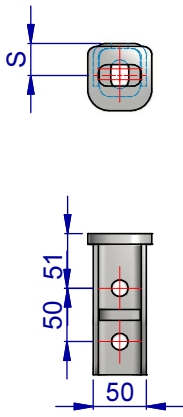
				HYVA B.V. PO box 347 2400AH Alphen a/d Rijn The Netherlands www.hyva.com	
REV.	DATE	BY	DESCRIPTION		
DATE : 19-3-2015				ENGINEER : H.W.	DRAFTSMAN : H.W.
UNITS: mm					
DESCRIPTION : AEM07004-Mnt Bracket Scania-6-Hole-Titan-Lowered					
PROJECTION	NUMBER			DR	REV.
	AEM07004-Mnt Bracket Scania-6-Hole-Titan-Lowered			AEM07004	A



AEM07010-MNT. BRACKET FOR TITAN (S=30)

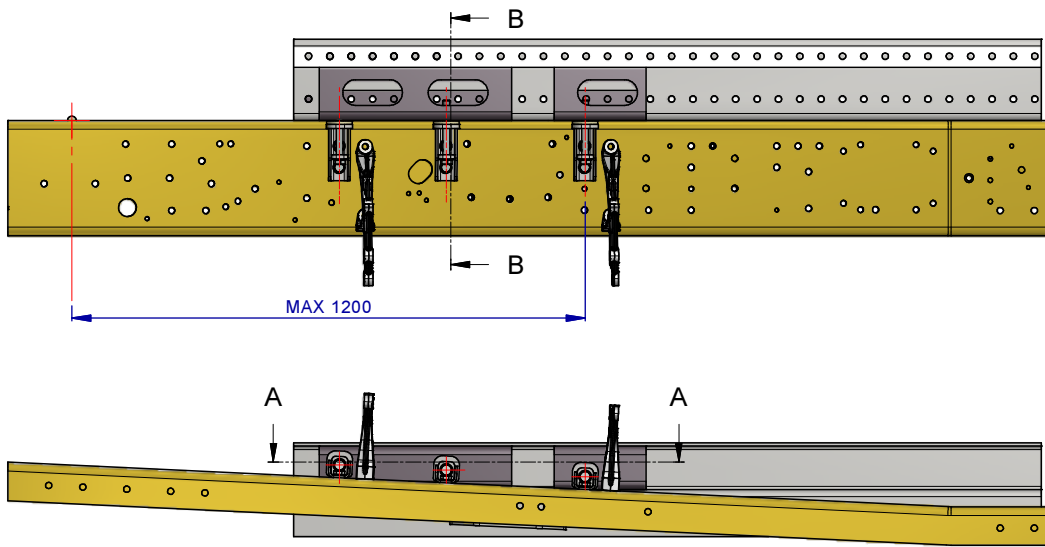
FITS ON SCANIA HOLE PATTERN:

* FOR DRILLING COUNTERPART: MOUNT UNTILL 1200mm BEHIND FRONTAXLE)

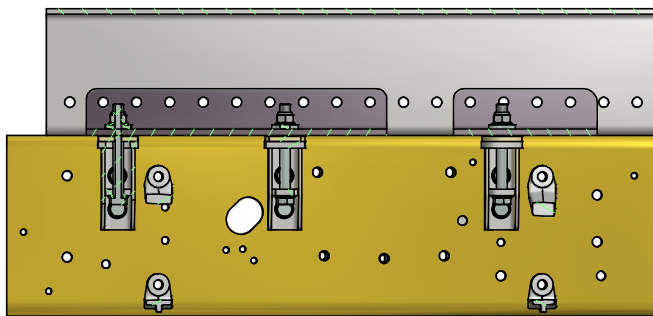


MOUNTED

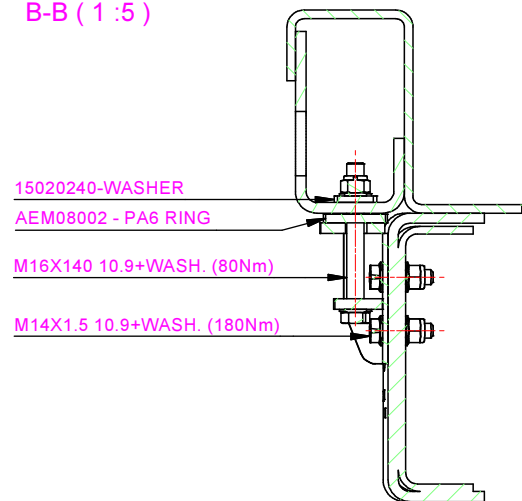
AEM07010



A-A (1:8)



B-B (1:5)



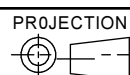
COPYRIGHT
 This print and the information shown thereon is the property of HYVA. It may not be delivered to others nor reproduced for general circulation without the written consent of the HYVA engineering department.
 Subject can be changed without notice!

REV.	DATE	BY	DESCRIPTION
-	-	-	-

HYVA B.V.
 PO box 347
 2400AH Alphen a/d Rijn
 The Netherlands
 www.hyva.com

DATE : 18-3-2015 ENGINEER : H.W. DRAFTSMAN : H.W. UNITS: mm

DESCRIPTION : AEM07010-MntBracket Scania 2-Hole-S30



NUMBER
 AEM07010-MntBracket Scania 2-Hole-S30

DR REV.
 A

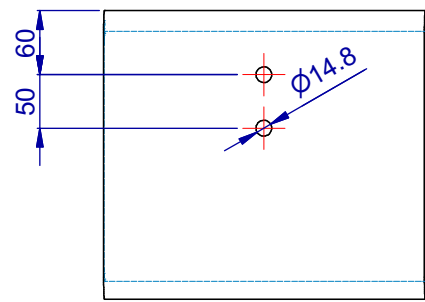
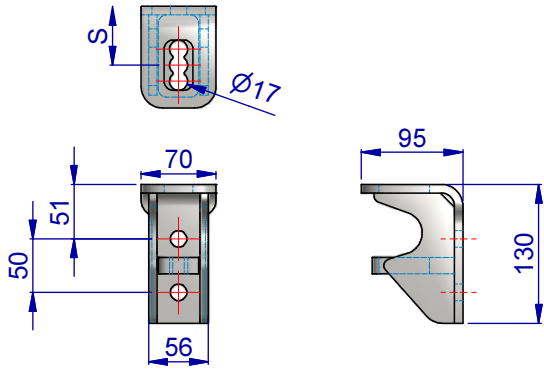
AEM07010



AEM07012-MNT. BRACKET FOR TITAN (S=40+55+70)

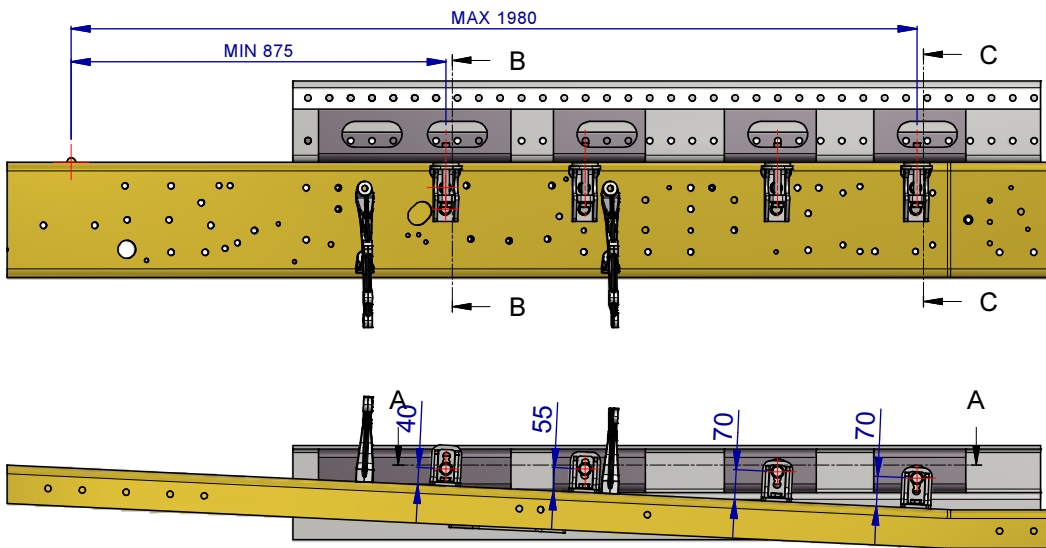
FITS ON SCANIA HOLE PATTERN:

(MOUNT FROM 875 - 1980 MM BEHIND FRONTAXLE (FOR DRILLING COUNTERPART))

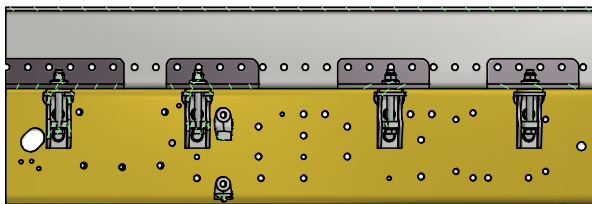


MOUNTED

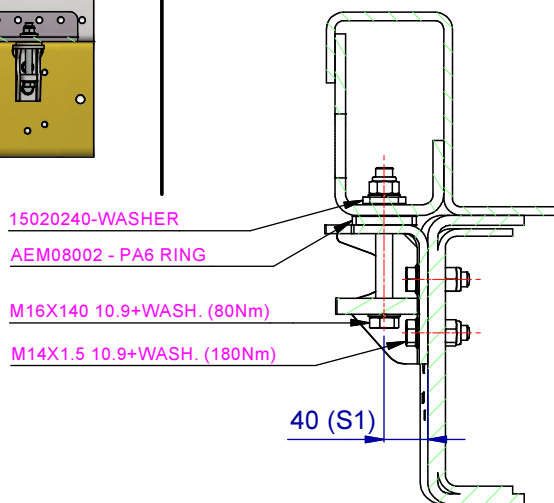
AEM07012



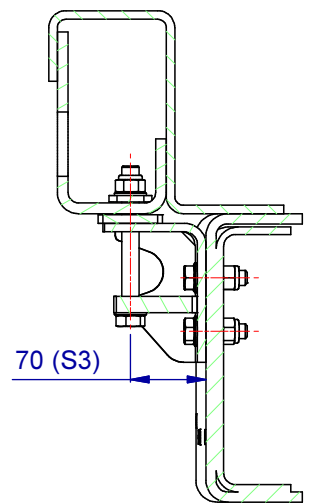
A-A (1 : 12.5)



B-B (1 : 5)



C-C (1 : 5)



COPYRIGHT
This print and the information shown thereon is the property of HYVA. It may not be delivered to others nor reproduced for general circulation without the written consent of the HYVA engineering department.
Subject can be changed without notice!

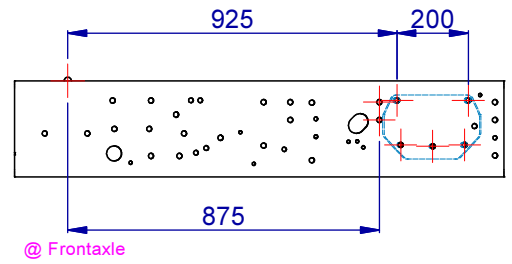
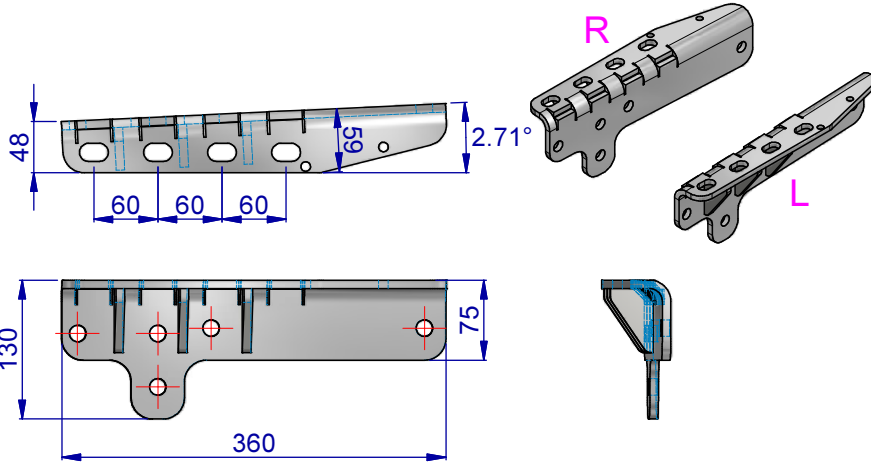
				HYVA B.V. PO box 347 2400AH Alphen a/d Rijn The Netherlands www.hyva.com	
REV.	DATE	BY	DESCRIPTION		
-	-	-	-		
DATE : 18-3-2015				ENGINEER : H.W.	DRAFTSMAN : H.W.
DESCRIPTION : AEM07012-MntBracket Scania 2-Hole-S40-70				UNITS: mm	
PROJECTION	NUMBER			DR	REV.
	AEM07012-MntBracket Scania 2-Hole-S40-70				A



AEM07012

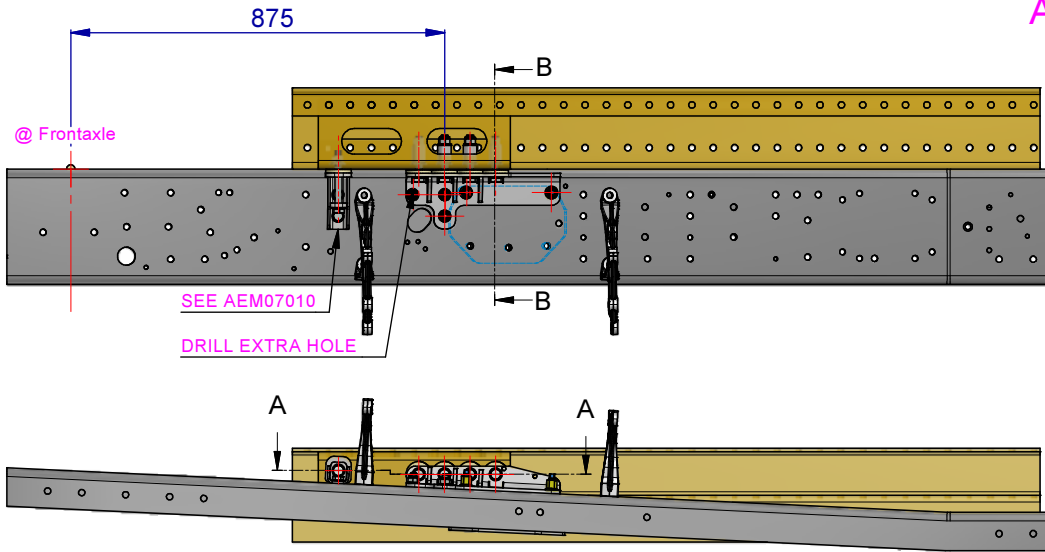
AEM07015L/R-MNT. BRACKET FOR TITAN

FITS ON SCANIA HOLE PATTERN AT GEARBOX:



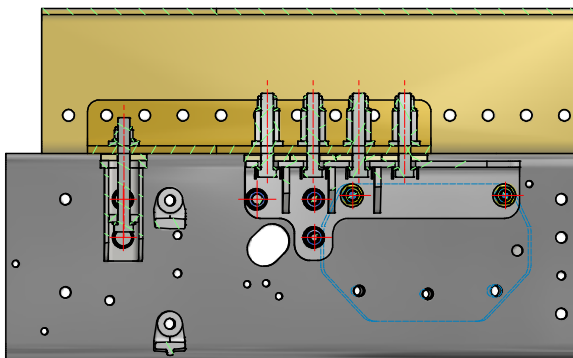
MOUNTED

AEM07015L/R

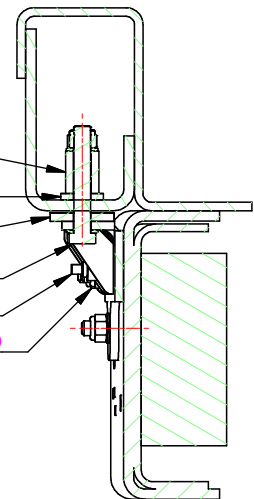


A-A (1 : 7)

B-B (1 : 5)



- AEM08004 - BUSH
- 15020240-WASHER
- AEM08002 - PA6 RING
- M16X100 10.9 (M=80Nm)
- ORG SCANIA BOLT (2X)
- M14X1.5 10.9+WASH. (180Nm) (3X)



COPYRIGHT
 This print and the information shown thereon is the property of HYVA. It may not be delivered to others nor reproduced for general circulation without the written consent of the HYVA engineering department.
 Subject can be changed without notice!

REV.	DATE	BY	DESCRIPTION
-	-	-	-

HYVA B.V.
 PO box 347
 2400AH Alphen a/d Rijn
 The Netherlands
 www.hyva.com

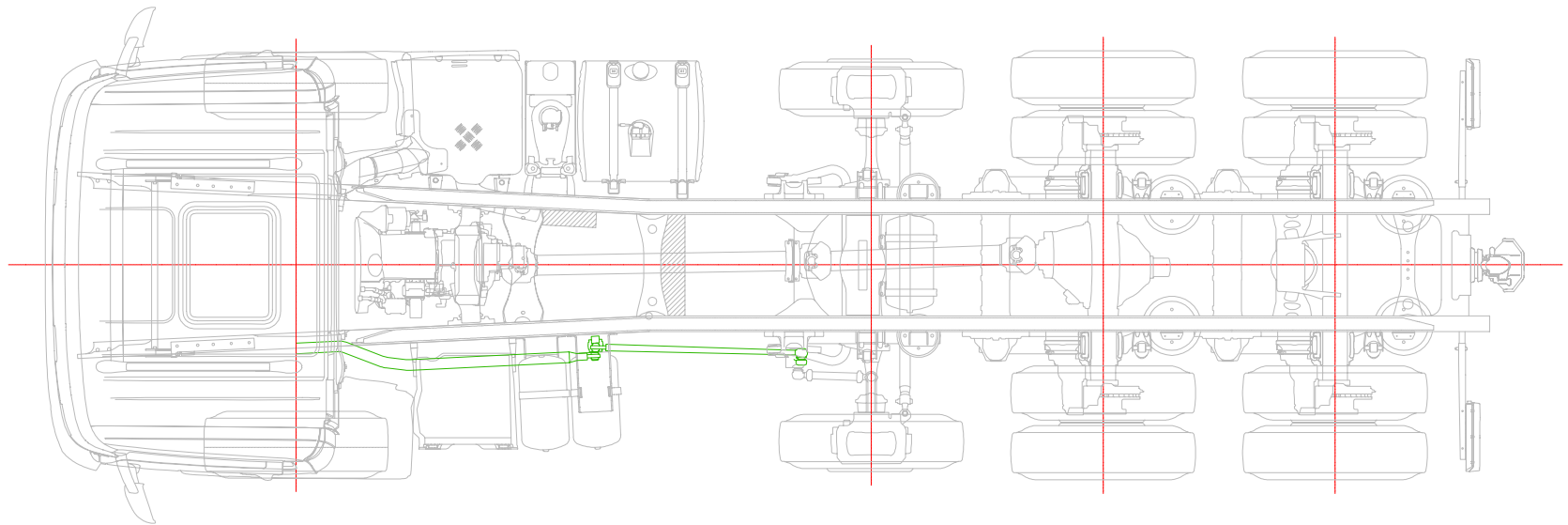
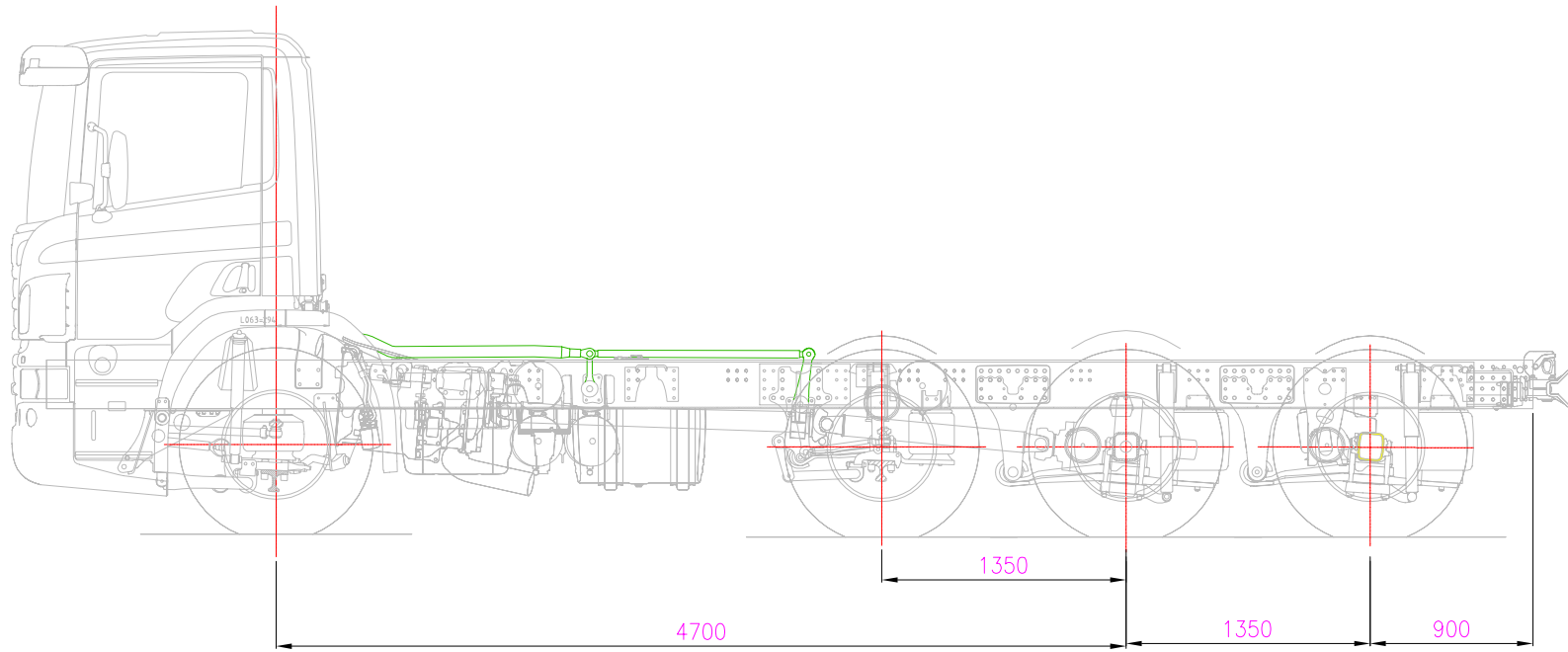
DATE : 18-3-2015 ENGINEER : H.W. DRAFTSMAN : H.W. UNITS: mm

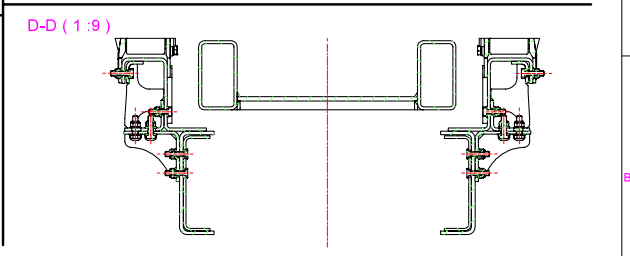
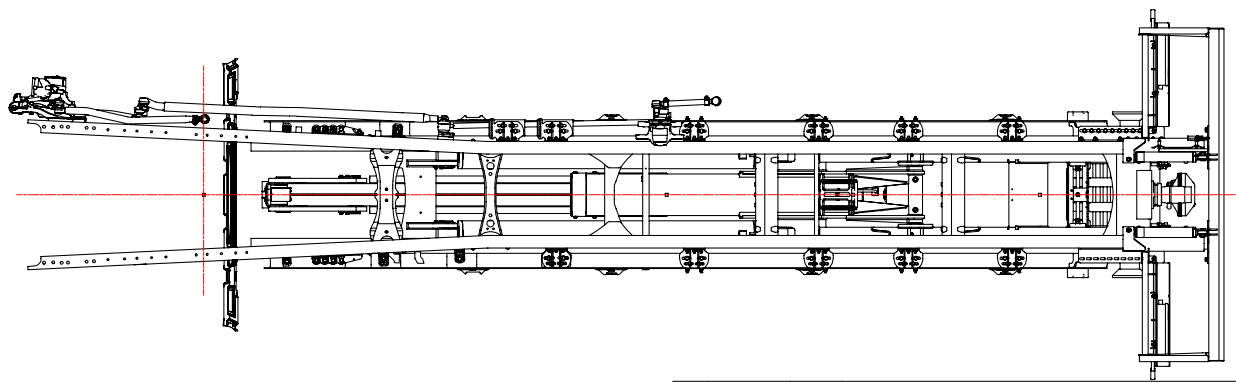
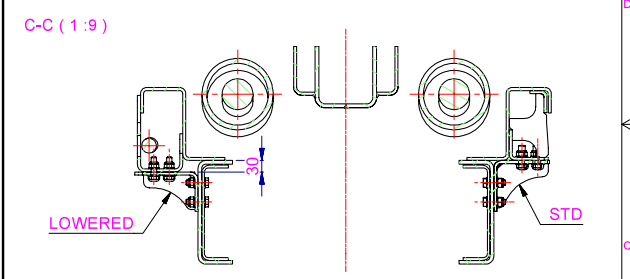
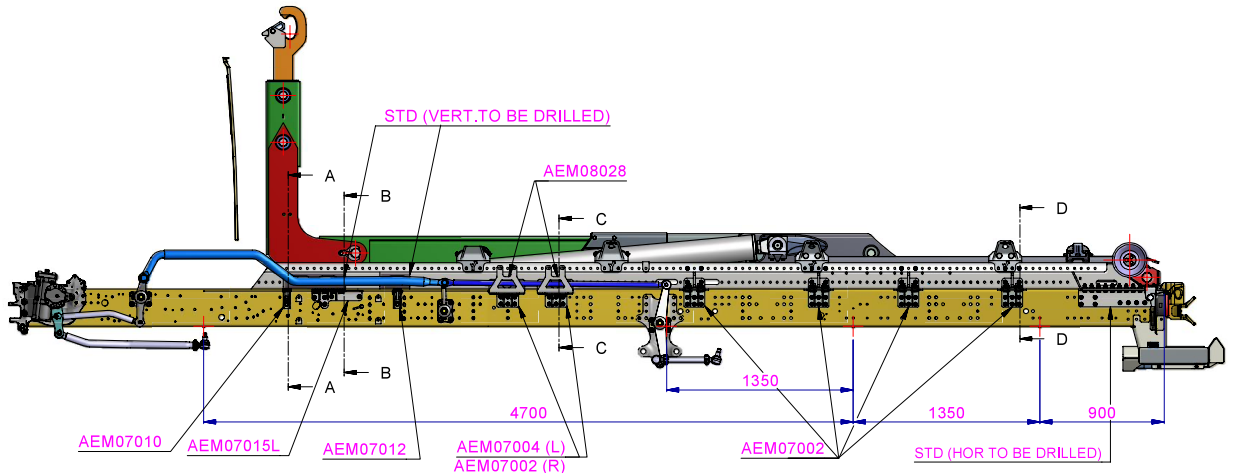
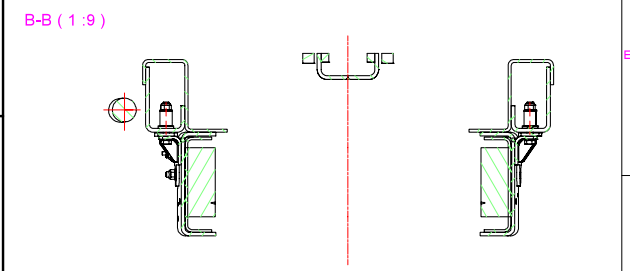
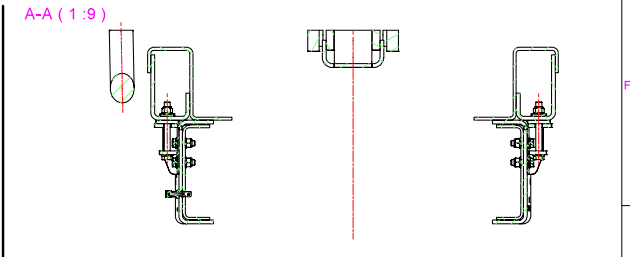
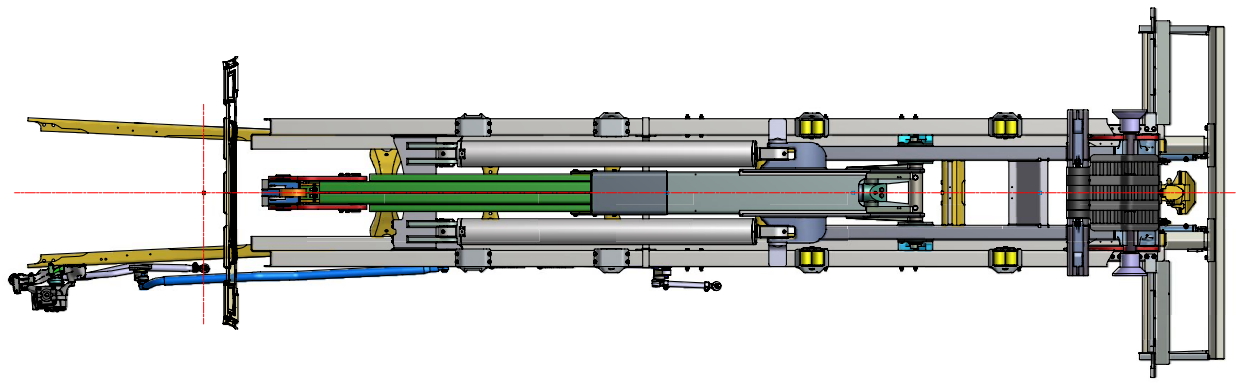
DESCRIPTION : AEM07015L/R-MntBracket Scania at Gearbox



PROJECTION	NUMBER	DR	REV.
	AEM07015L/R-MntBracket Scania at Gearbox		A

AEM07015L/R





NORMS/SYMBOLS ACCORDING TO ISO UNLESS OTHERWISE STATED.
 SHAPE & PLACE TOLERANCES: ISO 1101
 TOLERANCES: ISO 2768-ML, ± 0.1 FOR DIMENSIONS < 0.6
 ROUGHNESS: ISO 1302 REMOVE SHARP EDGES.

ENGINEER : H.W.
 DRAFTSMAN : H.W.
 DATE : 19-3-2015
 MATERIAL :
 DESCRIPTION: EXAMPLE TITAN ON SCANIA

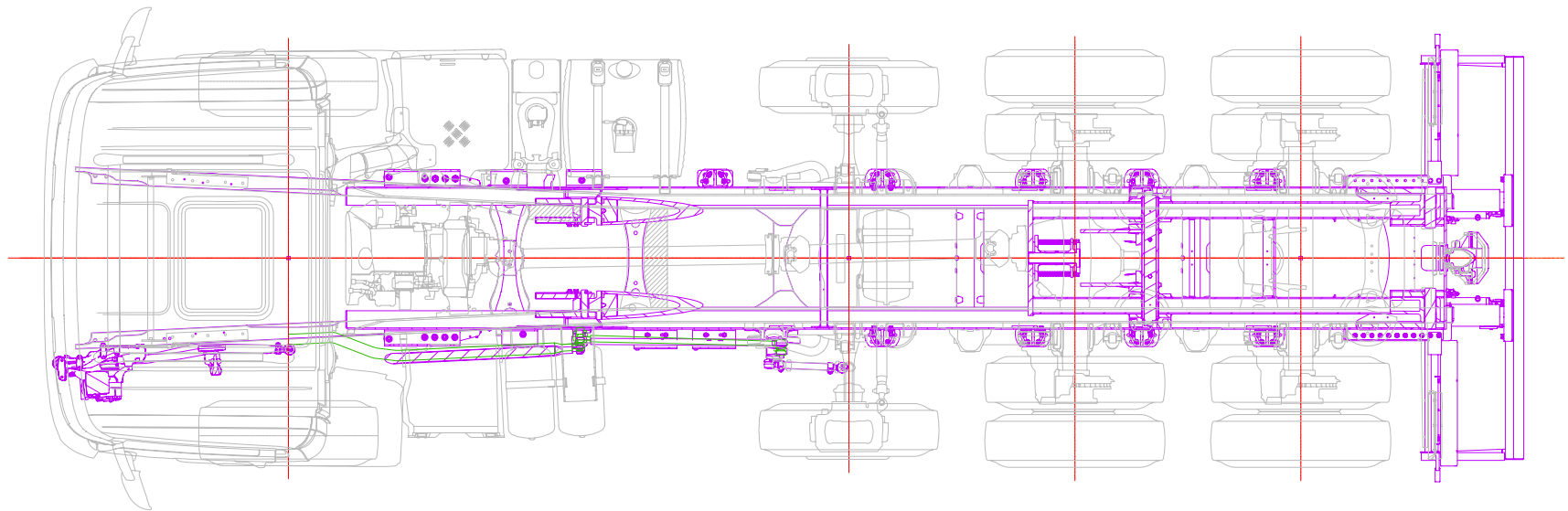
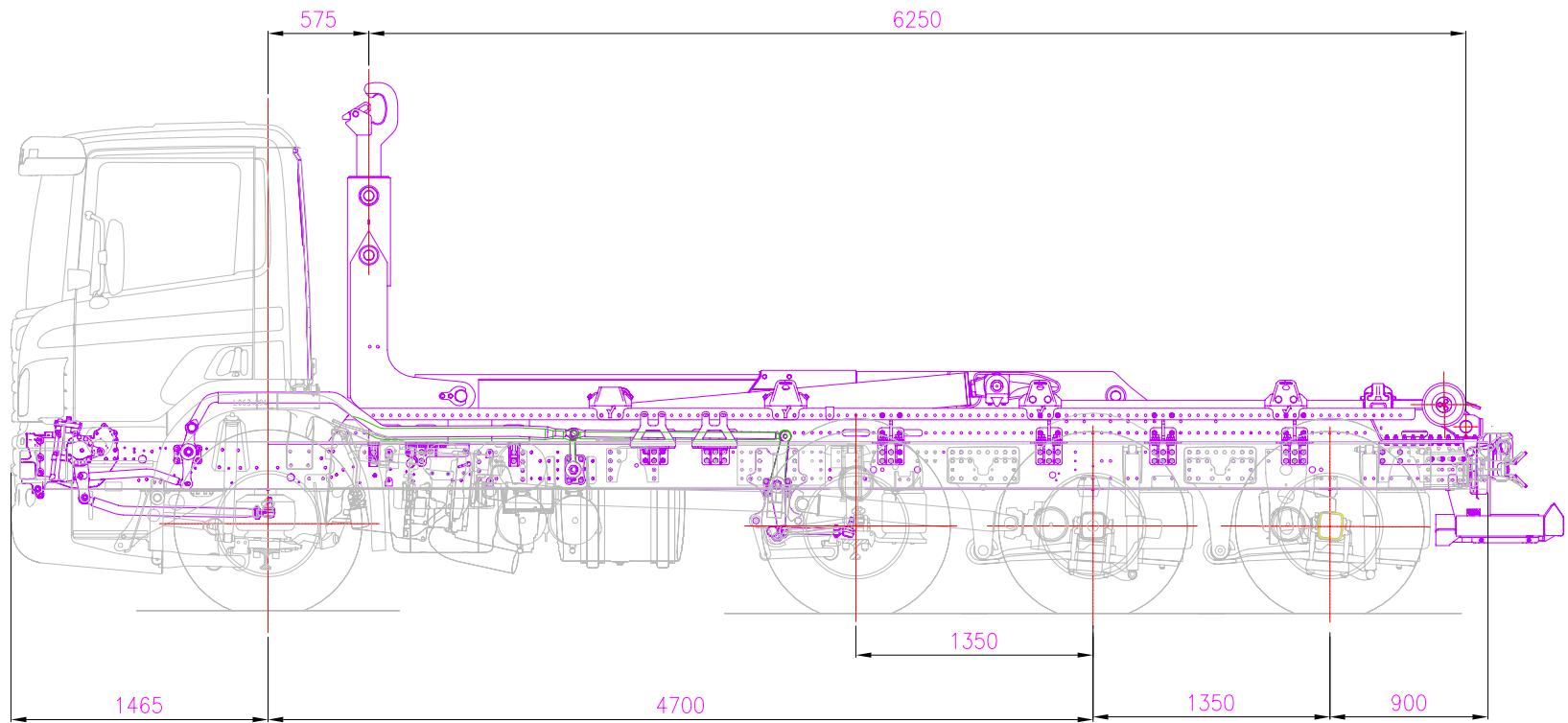
HYVA GROUP B.V.
 THE NETHERLANDS
 TELEPHONE (+31) 172 423555
 WWW.HYVA.COM

PROJECTION :
 UNITS: mm
 STATUS :
 WorkInProgress

CHECKED :
 PART NO. :
 NUMBER : 15-01-Scania
 DR. REV. : MOUNTING Example2 A

COPYRIGHT ©
 This print and the information shown thereon is the property of HYVA. It may not be delivered to others nor reproduced for general circulation without the written consent of the HYVA engineering department.

REV.	DATE	BY	DESCRIPTION
-	-	-	-



TITAN MOUNTING BRACKETS

GENERAL BRACKETS & ACCESORIES

08 General brackets & accessories

AEM08.....

General brackets

74020800-0 original Titan mountings (original AE partnumbers)
74208000-1 subframe mountings (AEM-partnumbers)

Accessories

74208000-5 toolbox mountings
74208000-7 general support
side protection supports
74208000-8 side marker lights mountings (per brand)
draft mounting toolbox under a valveblock

more to come with your input:

- o Mudguard mountings (Std Titan, but also f.e. mor compact 1-bolt alternatives)
- o Sideprotection mountings
- o Worklamp-mountings
- o Sidemarkertape-mountings (f.e. profile over mudguards)