

EDGE LINE
RAISE YOUR GAME



TELESCOPIC CRANES EASY TO USE
HT RANGE



RAISE YOUR GAME HYVA PERFORMANCE



3

4

5

1

2

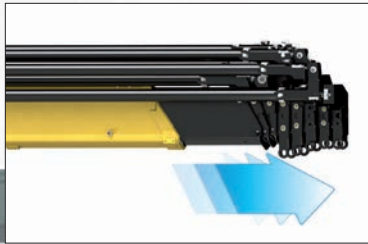
TOP SOLUTIONS



1 TPP

- **Top protection painting** - Top quality cataphoresis treatment and paint process on all crane components ensures higher value retention and durability.
- Bolts and nuts protected by Geomet® treatment: 890% more resistance against corrosion.

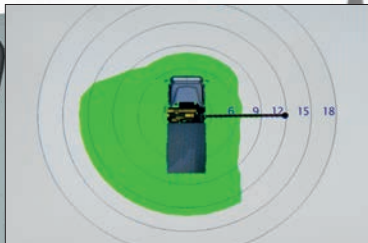
Top quality protection for harsh environment



2 EES

- **Extra Extension Speed** - The market is always demanding more speed along with the highest possible safety. EES is the answer. Through the use of a specially designed counterbalance valve, this system increases the extension speed without affecting the crane's safety.

Save time, precise work, increase efficiency



3 DLD

- **Dynamic Load Diagram** - After the stabilization, operator can select the load to be lifted. Display shows the permitted crane outreach based on the stability and the load selected.

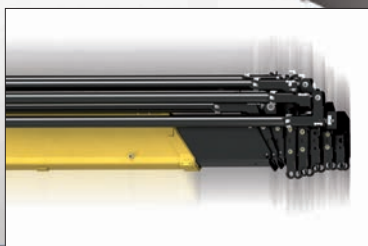
Crane lifting capacity always under control in all stabilizer positions



4 MT

- **Magic Touch System** - Allows the driver to open the crane from transport position to working position and back by pushing a single lever on the radio transmitter (or a button on the display).

Crane Automatic folding/unfolding



5 SDS

- **Smooth Descent System** - Uses a special counterbalance valve to reduce boom oscillation, the result for the user is incredible precision in unloading operations.

Control and precision of the movement


TECHNICAL SOLUTIONS TO RAISE RELIABILITY AND SAFETY

Safety first: always stable



- More than 40 stabilizer configurations to ensure safe positioning of the truck in all ground conditions.
- Assisted tiltable stabilizers are the smart solution. Equipped with a gas spring, they provide effortless movement.

Compact built installation




- The extension cylinder layout has been designed to achieve compact boom and perfect alignment of the extensions. This construction allows to operate in confined spaces and with high precision.

Electronics in mind: guaranteed in all conditions



- All electrical components have IP69K enclosures which offer complete protection against water jet and dust penetration providing higher durability and less down time.

Safety Performance Efficiency



H3XL

With a 3" TFT display and ergonomic keyboard, the crane operator can select optimum functional parameters. The system controls the stability with 2-step beam outreach monitoring and continuous slewing control.




H4XL

A 7" colour display with integrated keyboard gives the operator a higher level of awareness of the crane operation and allows selection of the best parameters for effective use. The system detects the exact position of the beams and proportionally calculates the stability.

SMART AND **USER-FRIENDLY** CONTROLS

Control station distinguished by operator comfort and user-friendly interface derived from dedicated ergonomic and user preference studies



7" color display
Simple and quick access to all the functions and information

Vertical stabilizers levers
Safe and fast. Excellent supervision of stabilizing operation

OUR INNOVATIONS ARE **CHANGING THE GAME**

Solutions that are the result of smart engineering

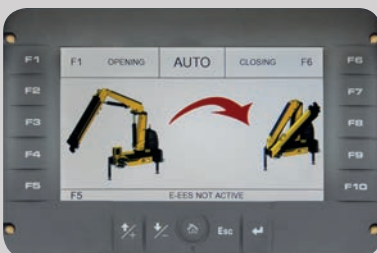
DLD DYNAMIC LOAD DIAGRAM



This system, a first on truck-mounted articulated cranes, optimises stabilization, makes crane operation safer and more efficient and allows the driver to verify in advance the crane lifting capacity based on truck stability.

A graphic display shows the outreach available for the load selected and the actual boom slewing position.

MT MAGIC TOUCH



This easy-to-use function improves driver attention, promotes safety, saves time and increases productivity.

Once the truck is stabilized, a graphic display allows the driver to automatically unfold the crane to a working position and fold the crane from any position to transport position.

Wide range Radio selection



Hetronic NOT CE



Hetronic CE Basic



Scanreco



Hetronic CE Graphic



distributor



A TEAM OF SKILLED AND CARING SPECIALISTS

Easy installation and smart calibration cranes combined with high level of service, makes Hyva the best partner for your business, all over the world



ONE CRANE, **MANY APPLICATIONS**

Thanks to the extensive range of accessories and attachments



Building



Car recovery



Energy



Environment



Logistics



Maintenance



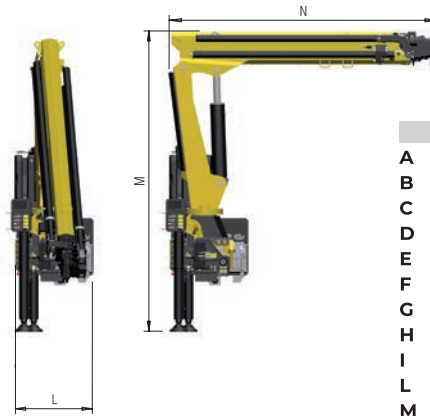
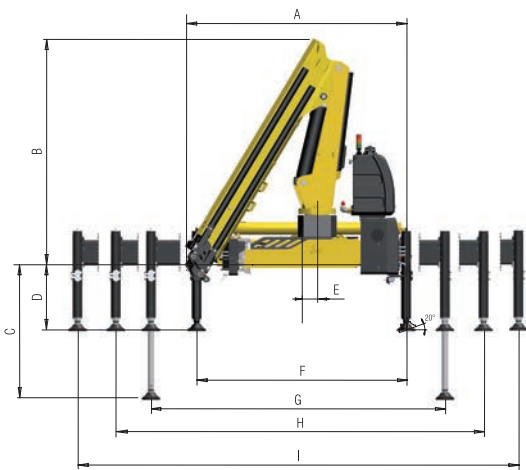
Oil&Gas



Rental

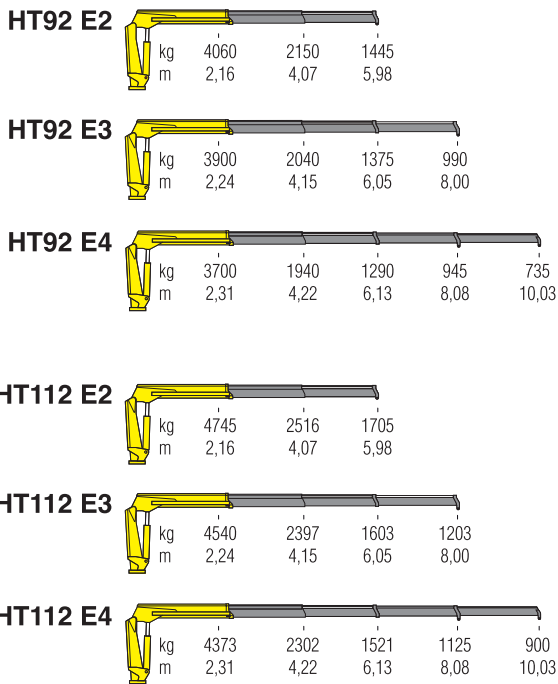
TECHNICAL INFORMATION HT92 - HT112

Dimensions (mm)



	E2		E3		E4	
	92	112	92	112	92	112
A	2315	2304	2315	2304	2315	2304
B	2295	2320	2295	2320	2295	2320
C	1185	1327	1185	1327	1185	1327
D	530	635	530	635	530	635
E	160		160		160	
F	2270	2303	2270	2303	2270	2303
G	3209	3300	3209	3300	3209	3300
H	4790	4805	4790	4805	4790	4805
I	5790	5765	5790	5765	5790	5765
L	825	837	825	837	825	837
M	2365	2390	2365	2390	2365	2390
N	2590	2525	2660	2525	2750	2525

Load diagrams



Standard features

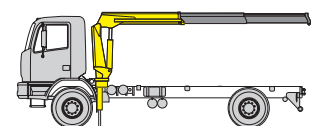
Designed in accordance with EN12999

Design class: HC1-D4

- Cross controls
- Load limit device
- Flanged valves
- Oil tank
- Manually extendable stabilizers
- Internal stabilizers pipes
- Fixed stabilizer cylinders
- Swivel stabilizer foot
- Centralized greasing system
- SDS Smooth Descent System
- H3XL Crane control system (CE)

Technical specifications - EN12999 - HC1- D4

HT		E2		E3		E4	
		92	112	92	112	92	112
Lifting Moment	tm	8,77	10,2	8,74	10,1	8,55	10,1
Slewing Angle	°	425		425		425	
Working pressure	bar	300		300		300	
Oil tank capacity	l	75		75		75	
Max Oil flow	l/min	40		40		40	
Max lifting height	m	9,2		11,1		13,1	
Standard crane weight	kg	1055	1255	1250	1360	1225	1445

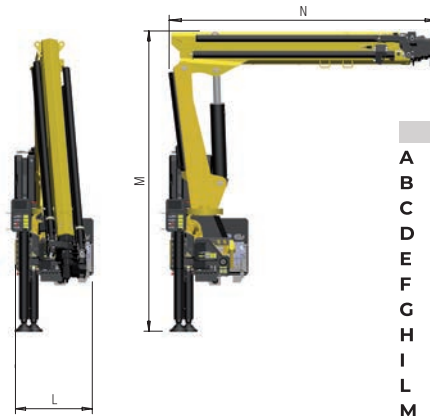
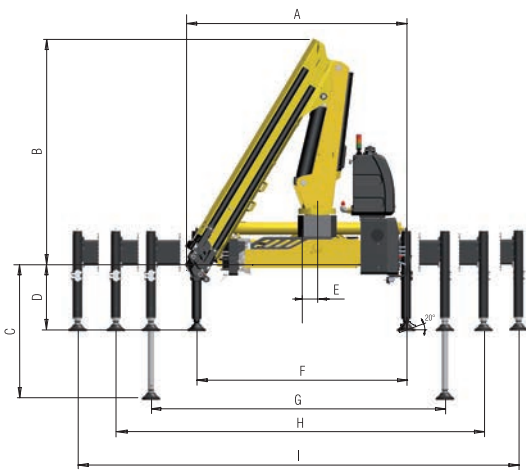


Recommended truck:
HT92
M.T.T. ton 8 - G.V.W. ton 8
HT112
M.T.T. ton 10 - G.V.W. ton 10



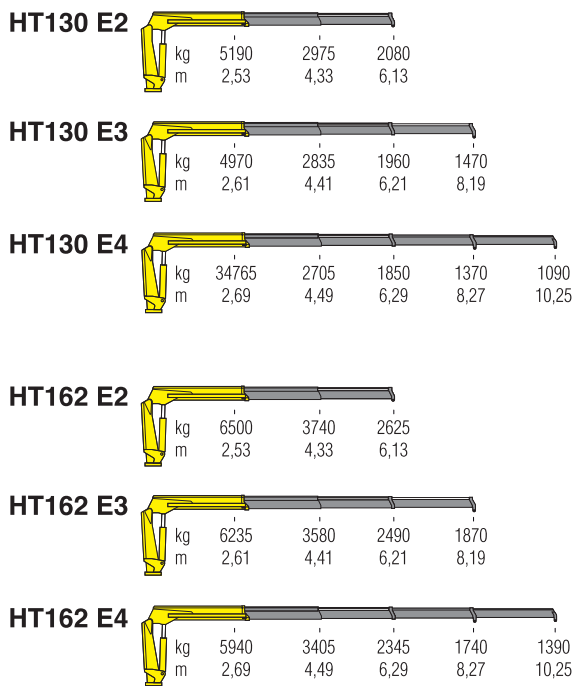
TECHNICAL INFORMATION HT130 - HT162

Dimensions (mm)



	E2		E3		E4	
	130	162	130	162	130	162
A	2680	2485	2725	2485	2765	2485
B	2300		2300		2300	
C	1374	1355	1374	1355	1374	1355
D	627	618	627	618	627	618
E	160		160		160	
F	2445	2470	2445	2470	2445	2470
G	4200	4225	4200	4225	4200	4225
H	5400	5425	5400	5425	5400	5425
I	6600	6625	6600	6625	6600	6625
L	830	840	830	840	830	840
M	2620		2620		2620	
N	2940	2970	3020	3050	3100	3130

Load diagrams



Standard features

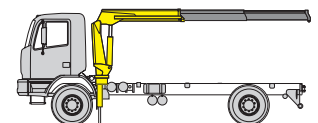
Designed in accordance with EN12999

Design class: HC1-D4

- Cross controls
- Load limit device
- Flanged valves
- Oil tank
- Manually extendable stabilizers
- Internal stabilizers pipes
- Fixed stabilizer cylinders
- Swivel stabilizer foot
- Centralized greasing system
- SDS Smooth Descent System
- H3XL Crane control system (CE)

Technical specifications - EN12999 - HC1- D4

HT		E2		E3		E4	
		130	162	130	162	130	162
Lifting Moment	tm	13,1	16,4	12,9	16,3	12,8	16,0
Slewing Angle	°	425		425		425	
Working pressure	bar	285	290	285	290	285	290
Oil tank capacity	l	130		130		130	
Max Oil flow	l/min	60		60		60	
Max lifting height	m	9,8		11,8		13,8	
Standard crane weight	kg	1495	1620	1595	1735	1690	1825

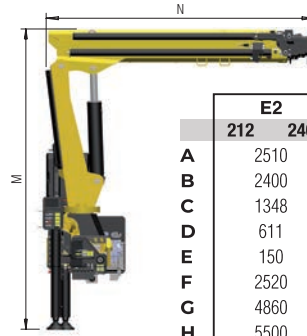
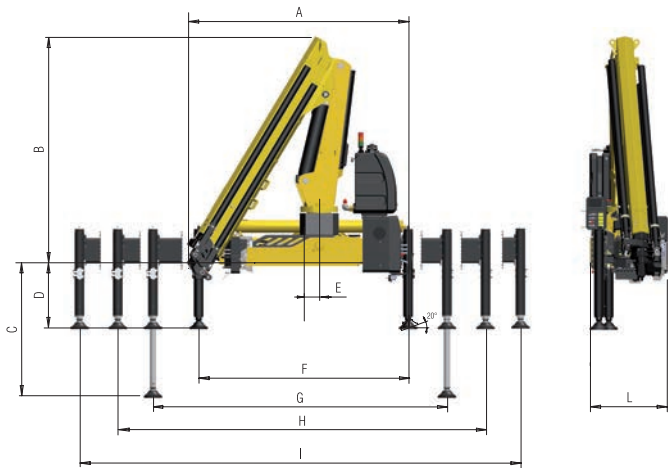


Recommended truck:
HT130
M.T.T. ton 13 - G.V.W. ton 13
HT162
M.T.T. ton 16 - G.V.W. ton 16



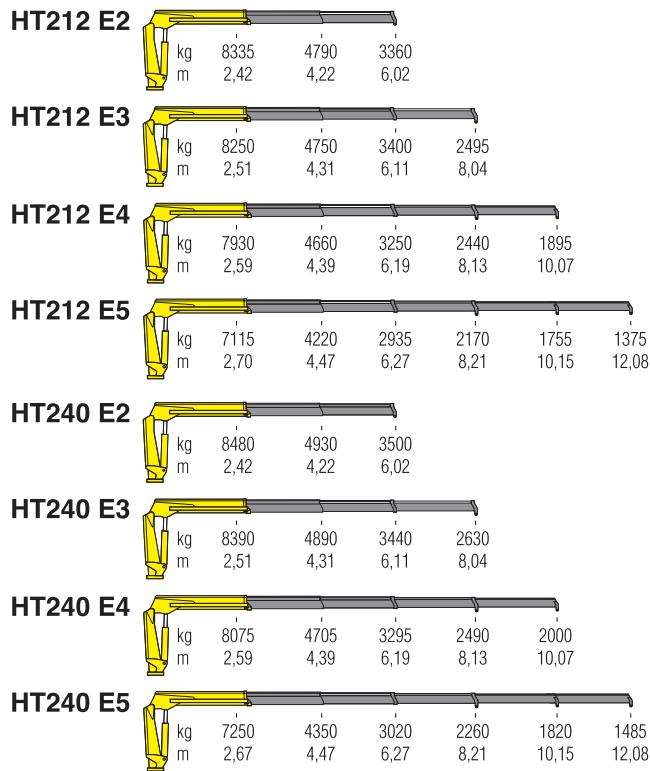
TECHNICAL INFORMATION HT212 - HT240

Dimensions (mm)



	E2		E3		E4		E5	
	212	240	212	240	212	240	212	240
A	2510	2510	2510	2510	2540	2540	2540	2540
B	2400	2400	2400	2400	2400	2400	2400	2400
C	1348	1348	1348	1348	1348	1348	1348	1348
D	611	611	611	611	611	611	611	611
E	150	150	150	150	150	150	150	150
F	2520	2520	2520	2520	2520	2520	2520	2520
G	4860	4860	4860	4860	4860	4860	4860	4860
H	5500	5500	5500	5500	5500	5500	5500	5500
I	7420	7420	7420	7420	7420	7420	7420	7420
L	870	870	870	870	870	870	870	870
M	2685	2685	2685	2685	2685	2685	2685	2685
N	2850	2935	2935	2935	3020	3020	3100	3100

Load diagrams



Standard features

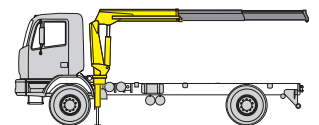
Designed in accordance with EN12999

Design class: HC1-D4

- Cross controls
- Load limit device
- Flanged valves
- Oil tank
- Manually extendable stabilizers
- Internal stabilizers pipes
- Fixed stabilizer cylinders
- Swivel stabilizer foot
- Centralized greasing system
- SDS Smooth Descent System
- H3XL Crane control system (CE)

Technical specifications - EN12999 - HC1- D4

HT		E2		E3		E4		E5	
		212	240	212	240	212	240	212	240
Lifting Moment	tm	20,2	20,5	20,7	21,1	20,5	20,9	19,0	19,4
Slewing Angle	°	415		415		415		415	
Working pressure	bar	315	335	315	335	315	335	300	335
Oil tank capacity	l	130		130		130		130	
Max Oil flow	l/min	80		80		80		80	
Max lifting height	m	9,7		11,7		13,7		15,7	
Standard crane weight	kg	1945		2090		2210		2305	



Recommended truck:
HT212
M.T.T. ton 18 - G.V.W. ton 18
HT240
M.T.T. ton 20 - G.V.W. ton 20

130 countries
3,000 employees
25,000 customers
37 subsidiaries
12 production facilities



Hyva is a leading provider of innovative and highly efficient transport solutions for commercial vehicles used in transport, construction, mining, materials handling and environmental service industries.

Founded in 1979 in the Netherlands, the company has a global presence with 37 fully owned subsidiaries, extraordinary service coverage and 12 manufacturing facilities in Brazil, China, Europe and India.

For more information on Hyva, please visit www.hyva.com

or follow us on:



Hyva Holding B.V.
Antonie van Leeuwenhoekweg 37
2408 AK Alphen aan den Rijn
The Netherlands
Telephone: +31 (0)172 - 42 35 55
Telefax: +31 (0)172 - 42 08 80
info@hyva.com
www.hyva.com



**Quality and
environmental certified**

DEALER STAMP