

KNUCKLE BOOM CRANES

REACH PEAK
PERFORMANCE WITH HYVA



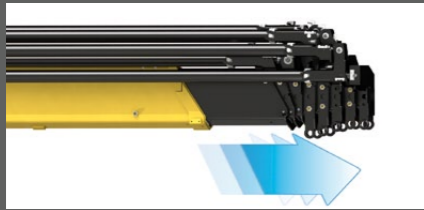
COMPLETE SOLUTIONS,
CUSTOMIZED TO YOUR NEEDS

LOADER CRANES




Hyva loader cranes are the preferred choice across more than 130 countries worldwide given their remarkable ease of use, operational efficiency and cost effectiveness. A comprehensive range of models with loading capacities of up to 1,193,400 lb-ft. meters and vast variety of extensions ensure that our loader cranes are well-suited to versatile applications in construction, oil & gas, mining, waste handling, logistics, gardening, power generation, maintenance and building industries.

FEATURES



EES – EXTRA EXTENSION SPEED

The EES system has been engineered to optimize speed without compromising on safety. This is achieved by a special regenerative valve that recycles oil during extension for increased efficiency.



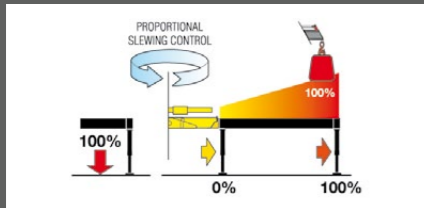
SDS – SMOOTH DESCENT SYSTEM

The Smooth Descent Drive system utilizes a special counter-balance valve to minimize boom oscillation. This grants the user perfect control over crane motions as well as enhanced safety and damage prevention.




LAS – LIFTROD ARTICULATING SYSTEM

Most models are fitted with LAS, which enables them to adopt a broad array of working positions. The system uses a durable double linkage to raise the mechanical advantage of the articulation, facilitating high adaptation with negative angle as well as constant capacity in all positions.



SCS – STABILITY CONTROL SYSTEM

All eight stability control systems are optimized to crane characteristics, such as lifting capacity and architecture. SCS assures cranes only operate when optimal stabilizer positions are achieved. SCS is standard on CE cranes with lifting capacities of over 2205 lbs and are optional for non-CE cranes.



LCS – LIFT CONTROL SYSTEM

This feature automatically adjusts the speed of the crane for heavier loads while maintaining smooth, continuous motion, which offers the benefit of improved safety, efficiency as well as an up to 10% increase in lifting capacity.

P-LCS – PROPORTIONAL LIFT CONTROL SYSTEM

P-LCS is an advanced system that fortifies the crane's ability to manage heavy loads by reducing the speed of the boom's motion in proportion to the weight of the load. This allows the lifting capacity to be extended by as much as 15%.

CUTTING-EDGE INNOVATIONS



MAGIC TOUCH

A graphic display which allows the driver to automatically fold (from any position to transport position) and unfold (to working position) when required. This easy-to-use function improves driver attention, promotes safe operation and enhancing productivity by saving time.



DYNAMIC LOAD DIAGRAM

The Dynamic Load Diagram offers impeccable precision while minimizing risk, allowing operators to easily determine accurate crane lifting capacity.

Electronic sensors determine truck stability based on a 360-degree evaluation of truck characteristics as well as beam positioning. An intuitive graphic illustrates the crane's available outreach capacity for the selected load in addition to the exact boom slewing position.

EDGE LINE



Equipped with cutting-edge features and capabilities, including an advanced ergonomic control station, Dynamic Load Diagram, Magic Touch and radio remote control, our New Crane Line (NCL) sets the latest benchmarks in design, performance, reliability and safety for truck-mounted cranes.

The innovative range features best-in-class medium-sized cranes, with a wide slewing angle of up to 425°, as well as a an extensive choice of purpose-built accessories and attachments. Built for extended lifetime value and unrivalled durability, these cranes demonstrate advanced resistance to even the most challenging environmental conditions.



HA SERIES

Compact Telescopic – From 7,200 to 79,600 lbft class
 HA telescopic cranes pack incredible power and endurance in a highly compact and light design. The range is additionally equipped with electro-hydraulic power packs that enable the cranes to be installed in special locations, such as where no power take-off is available or stationary mounting is necessary. The HA series is the go-to range for customers in need of a compact, easy to use and adaptable solution.



HT SERIES

Telescopic – From 65,100 to 173,600 lbft class
 The HT series of telescopic boom cranes have superior strength, given their high lifting capacity and rigid structure. They are also conveniently compact, with their four hydraulic extension cylinders positioned adjacent to the boom in order to optimize crane height. The compact, light and easy-to-operate nature of the cranes, combined with their strength, make them ideal for car recovery and simple loading applications.



HV SERIES

V Line Articulated – From 21,700 to 159,100 lbft class
 The HV series of compact articulated cranes strike the perfect balance between cost effectiveness and peak performance. Simple to use yet capable of hard work, these cranes are available in seven different lifting capacities.



HB SERIES

Articulated – From 21,700 to 506,300 lbft class
 Known for its extensive versatility and user-friendliness, this range of basic articulated cranes have lifting capacities from 3 to 70 ton meter. HB cranes are simple and low-weight given their light booms and extensions as well as lack of linkages. However, their articulate geometry and top-of-range components make them perfectly robust and flexible for wide-ranging applications.



HBR SERIES

Articulated – From 238,700 to 477,400 lbft class
 The HBR series is the natural choice for tough applications that require especially high functionality and robustness. The large articulated cranes remain constant in all boom positions, and are available with manual or radio controls for enhanced flexibility.

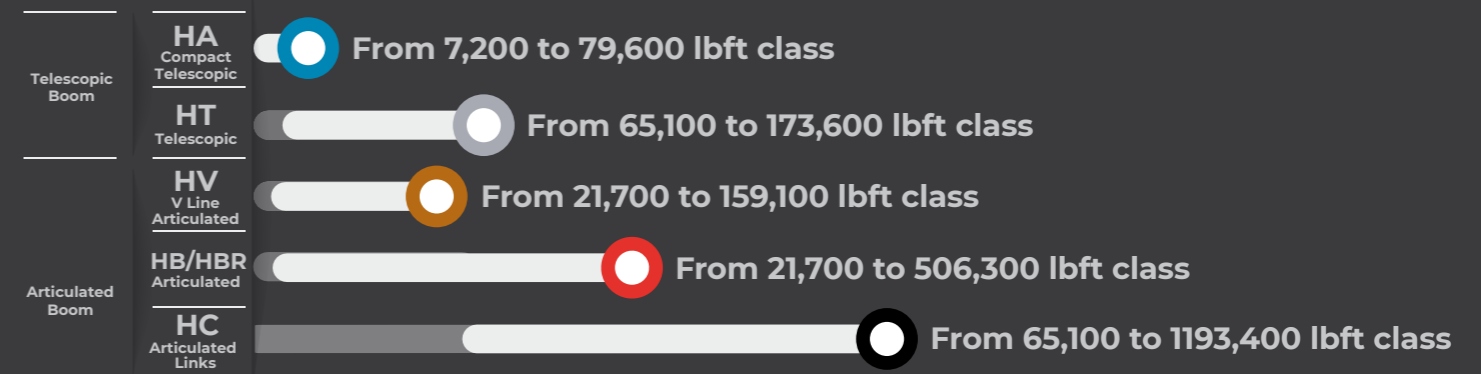


HC SERIES

Articulated LAS – From 65,100 to 1193,400 lbft class
 The high-performance double linkages and innovative variations and accessories make the HC series our best-in-class articulated cranes. Equipped with long outreaches (with a broad range of hydraulic extensions available), negative 2nd boom angle and high precision positioning capability, HC cranes are well-suited to diverse uses, including challenging loads that require absolute precision and high lifting capacity.



PRODUCT RANGE



HCe SERIES

Endless Slewing
 HCe cranes are equipped with endless slewing, which allows them to operate in an unrestricted radius of action. These models utilize hydraulic gear motors for rotation, as opposed to rack and pinion slewing. This not only speeds up cycle times, but also boosts the cranes' ability to operate regardless of the vehicle's position. The robust structure of these cranes further contributes to lifetime value, with the ball bearing slewing system scarcely requiring maintenance in exchange for a longer service life.



HC K SERIES

'Kompact' Boom
 The 'K' line of HC cranes are fortified with a 'K' boom. The shorter second boom makes it easier for the cranes to manage high loads, increasing their lifting capacity. K cranes can conveniently fit inside short truck bodies and are augmented by many signature features including Extra Extension Speed (EES), Smooth Descent System (SDS) and Liftrod Articulating System (LAS).



NEW CONTROL STATION

The new control station of our cranes is designed to incorporate the most ergonomic working position, user-friendly interface and smooth management of crane operations.

KEY FEATURES

7" color display

Quick, intuitive and effortless access to all functions and information.

Vertical stabilizers levers

Ergonomic design for enhanced ease of use, responsiveness, safety and supervision of stabilizing operation.

Crane controls

Low and horizontal positioning of levers maximizes comfort and convenience.



ACCESSORIES

Hyva cranes can be easily adapted for custom uses with a wide range of accessories that can be easily fitted, or even retrofitted on the equipment for improved functionality and versatility.

RADIO REMOTE CONTROL



A range of ergonomic control devices gives users the ability to remotely control our cranes for added safety, versatility, and efficiency.

The multifunctional radio remote control allows the operator to move the crane while maintaining the load in a controlled position.



WARNING LIGHTS

Cranes equipped with radio remote control feature two warning lights in a visible area to inform the operator when maximum lifting capacity is approached. In keeping with CE rules, a warning light is also installed in the cabin to indicate if the manual stabilizer beam is open.



OIL COOLER

A large exchanging surface and an electric fan enable the oil cooler to reduce the temperature of the oil and prevent overheating in the hydraulic circuit of the crane. This facilitates precise movement, longer seal life as well as longer pump and valve life.



WINCH

The compact dimensions, low weight, high power and unrivalled safety makes our winches the best in the market. Stainless steel components strengthen their resistance to corrosion while a wide range of accessories extend their applications.



BRICK CLAMP

Brick clamps enable safe and efficient handling of building materials and pallets. Customers can choose from a wide range of attachments for this purpose which can be easily installed on our various cranes.



TOP SEAT

Available in a medium as well as large size, the top seat makes it possible for the operator to control crane operations from an elevated position using control levers that are ergonomically attached to the seat.



STAND UP PLATFORM

The platform can be securely attached to the base of our cranes, enabling the operator to use the machine while standing. Our CE cranes are also equipped with a safety device that prevents the boom from rotating over the stand up platform when the accessory is in use.

110 countries
+3,500 employees
20,000 customers
+30 subsidiaries
12 production facilities



Hyva is a leading provider of innovative and highly efficient transport solutions for commercial vehicles used in transport, construction, mining, materials handling and environmental service industries.

Founded in 1979 in the Netherlands, the company has a global presence with more than 30 wholly owned subsidiaries, extraordinary service coverage and 12 manufacturing facilities in Brazil, China, Europe and India.

For more information on Hyva, please visit www.hyva.com

or follow us on:



Hyva Corporation
864 Lively Blvd,
Wood Dale, IL 60191
USA
Telephone: +1 630 227 9020
Fax: +1 630 227 9029
salesusa@hyva.com
www.hyva.com
www.hyvacrane.com



**Quality and
environmental certified**

DEALER STAMP